

# CYCLING ROAD

## Results Book

The Tokyo Organising Committee  
of the Olympic and Paralympic Games

Ver.1.0  
3 SEP 2021 18:00



# Version History

Version	Date	Created by	Comments
1.0	3 SEP 2021	Tatiana FERREIRA Rodrigo MAIA	First Version

# Table of Contents

Competition Format and Rules

Medallists by Event

Number of Entries by NPC

Competition Officials

Road Race

Men's H1-2 Road Race

Course Map and Profile

Start List

Results

Race Analysis

Men's H3 Road Race

Course Map and Profile

Start List

Results

Race Analysis

Men's H4 Road Race

Course Map and Profile

Start List

Results

Race Analysis

Men's H5 Road Race

Course Map and Profile

Start List

Results

Race Analysis

Men's C1-3 Road Race

Course Map and Profile

Start List

Results

Race Analysis

Men's C4-5 Road Race

Course Map and Profile

Start List

Results

Race Analysis

Men's T1-2 Road Race

Course Map and Profile

Start List

Results

Race Analysis

Men's B Road Race

Course Map and Profile

Start List

Results

Race Analysis

Women's H1-4 Road Race

Course Map and Profile

Start List

Results

Race Analysis

Women's H5 Road Race

Course Map and Profile

Start List

Results

Race Analysis

Women's C1-3 Road Race

Course Map and Profile

Start List

Results

Race Analysis

Women's C4-5 Road Race

Course Map and Profile

Start List

Results

Race Analysis

Women's T1-2 Road Race

Course Map and Profile

[Start List](#)

[Results](#)

[Race Analysis](#)

[Women's B Road Race](#)

[Course Map and Profile](#)

[Start List](#)

[Results](#)

[Race Analysis](#)

[Time Trial](#)

[Men's H1 Time Trial](#)

[Course Map and Profile](#)

[Start List](#)

[Results](#)

[Men's H2 Time Trial](#)

[Course Map and Profile](#)

[Start List](#)

[Results](#)

[Men's H3 Time Trial](#)

[Course Map and Profile](#)

[Start List](#)

[Results](#)

[Men's H4 Time Trial](#)

[Course Map and Profile](#)

Start List

Results

Men's H5 Time Trial

Course Map and Profile

Start List

Results

Men's C1 Time Trial

Course Map and Profile

Start List

Results

Men's C2 Time Trial

Course Map and Profile

Start List

Men's C3 Time Trial

Course Map and Profile

Start List

Results

Men's C4 Time Trial

Course Map and Profile

Start List

Results

Men's C5 Time Trial

Course Map and Profile

Start List

Results

Men's T1-2 Time Trial

Course Map and Profile

Start List

Results

Men's B Time Trial

Course Map and Profile

Start List

Results

Women's H1-3 Time Trial

Course Map and Profile

Start List

Results

Women's H4-5 Time Trial

Course Map and Profile

Start List

Results

Women's C1-3 Time Trial

Course Map and Profile

Start List

Results

Women's C4-5 Time Trial



[Course Map and Profile](#)

[Start List](#)

[Results](#)

[Women's T1-2 Time Trial](#)

[Course Map and Profile](#)

[Start List](#)

[Results](#)

[Women's B Time Trial](#)

[Course Map and Profile](#)

[Start List](#)

[Results](#)

[Team Relay](#)

[Mixed H1-5 Team Relay](#)

[Start List \(Team Relay\)](#)

[Results \(Team Relay\)](#)

[Official Communication](#)

[Sport Communication](#)

[Medal Standings](#)

[Cycling Medal Standings](#)

[Cycling Multi-Medallists at these Games](#)



## Competition Format and Rules

競技形式および規則

As of THU 19 AUG 2021

### PARALYMPIC COMPETITION FORMAT

The cycling road competition at the Tokyo 2020 Paralympic Games will have three medal events: road race, time trial and team relay. The road events are categorised into four different divisions: H1-5, C1-5, B and T1-2, depending on the type and degree of the athletes' impairments.

The H division is for athletes with amputated or paralysed lower limbs or motor function impairments. H division athletes generally use one of two types of three-wheeled hand cycles: either a recumbent position (H1-H4) or a kneeling position (H5). Riders with impairment in the trunk, such as paralysis, compete in the T1 and T2 sport classes using tricycles. Similar to track events, the C division uses two-wheeled bikes while the B division is for visually impaired athletes who ride on the back of tandem cycles.

#### Events

##### Road race

The 14 road races will be conducted as mass-start events on a looped course with the number of laps determined by the final race distance of the respective sport class or combined sport classes. The first rider crossing the finish line at the end of the total distance is the winner.

##### Time trial

The 19 time trial events involve individuals starting alone at 60-second intervals. The event will be conducted on a looped course with the number of laps determined by the final race distance of the respective sport class. The rider with the fastest time (or fastest factored time) after all riders have competed is the winner.

##### Team relay

The team relay event will be conducted as a mass-start event on a looped course. Each mixed team from sport classes H1-5 will comprise three riders, who will take turns to complete a team total of nine laps (three laps each). Only one rider per team is permitted on the course at any given time. The first riders for each team will start together, as in a regular road race.

Each rider of a team will complete one lap of the course then hand over to the next person in their team. The riders will compete their second and third laps in the same order as the first lap. There is no baton or physical contact required in the change-over zone: once a rider crosses the line his/her teammate can start his/her lap.

#### Competition rules

The para-cycling road competition will be held in accordance with the editions of the following documents in force at the time of the Games:

- The UCI Regulations (available at <https://www.uci.org/inside-uci/constitutions-regulations/regulations>)
- The IPC Handbook (available at [www.paralympic.org/the-ipc/handbook](http://www.paralympic.org/the-ipc/handbook))

The UCI, working with the Tokyo 2020 competition management, will be responsible for the technical control and direction of the cycling road competition at the Tokyo 2020 Paralympic Games.

### CHANGES SINCE THE RIO 2016 PARALYMPIC GAMES

The H1 sport class has been added for the men's time trial, men's road race and mixed team relay.

### DIFFERENCES FROM THE OLYMPIC GAMES

- At the Paralympic Games, more than one event can be on the course at any one time (for road race and time trial) where subsequent events start at a fixed time after the previous event.
- There is no team relay event at the Olympic Games.



## Medallists by Event

種目別メダリスト

As of FRI 3 SEP 2021

Event	Date	Medal	Name	NPC Code
Men's Road Race B	3 SEP 2021	GOLD	<b>ter SCHURE Vincent</b>	NED
			FRANSEN Timo	
		SILVER	<b>BANGMA Tristan</b>	NED
			BOS Patrick	
Women's Road Race B	3 SEP 2021	BRONZE	<b>LLOVERAS Alexandre</b>	FRA
			ERMENAUULT Corentin	
		GOLD	<b>DUNLEVY Katie-George</b>	IRL
			McCRYSTAL Eve	
Women's Road Race C1-3	3 SEP 2021	SILVER	<b>UNWIN Sophie</b>	GBR
			HOLL Jenny	
		BRONZE	<b>JANNERING Louise</b>	SWE
			SVAERDSTROEM Anna	
Men's Road Race C4-5	3 SEP 2021	GOLD	SUGIURA Keiko	JPN
		SILVER	BECK Anna	SWE
		BRONZE	GRECO Paige	AUS
Men's Road Race C4-5	3 SEP 2021	GOLD	le CUNFF Kevin	FRA
		SILVER	DEMENTYEV Yehor	UKR
		BRONZE	ABRAHAM GEBRU Daniel	NED
Mixed Team Relay H1-5	2 SEP 2021	GOLD	Italy	ITA
		SILVER	France	FRA
		BRONZE	United States	USA
Women's Road Race T1-2	2 SEP 2021	GOLD	MAJUNKE Jana	GER
		SILVER	DREOCK KAESER Angelika	GER
		BRONZE	WALSH Jill	USA
Men's Road Race T1-2	2 SEP 2021	GOLD	CHEN Jianxin	CHN
		SILVER	CELEN Tim	BEL
		BRONZE	BETANCOURT QUIROGA Juan Jose	COL
Men's Road Race C1-3	2 SEP 2021	GOLD	WATSON Benjamin	GBR
		SILVER	GRAHAM Finlay	GBR
		BRONZE	LEAUTE Alexandre	FRA
Women's Road Race C4-5	2 SEP 2021	GOLD	STOREY Sarah	GBR
		SILVER	LANE-WRIGHT Crystal	GBR
		BRONZE	PATOUILLET Marie	FRA
Men's Road Race H3	1 SEP 2021	GOLD	KUZNETSOV Ruslan	RPC
		SILVER	FREI Heinz	SUI
		BRONZE	ABLINGER Walter	AUT
Men's Road Race H4	1 SEP 2021	GOLD	PLAT Jetze	NED
		SILVER	FRUEHWIRTH Thomas	AUT
		BRONZE	GRITSCH Alexander	AUT
Women's Road Race H1-4	1 SEP 2021	GOLD	JANSEN Jennette	NED
		SILVER	ZEYEN Annika	GER
		BRONZE	DANA Alicia	USA
Women's Road Race H5	1 SEP 2021	GOLD	MASTERS Oksana	USA
		SILVER	SUN Bianbian	CHN
		BRONZE	AERE Katia	ITA
Men's Road Race H1-2	1 SEP 2021	GOLD	JOUANNY Florian	FRA
		SILVER	MAZZONE Luca	ITA
		BRONZE	GARROTE MUNOZ Sergio	ESP
Men's Road Race H5	1 SEP 2021	GOLD	VALIZE Mitch	NED



## Medallists by Event

種目別メダリスト

As of FRI 3 SEP 2021

Event	Date	Medal	Name	NPC Code
		SILVER	VERGNAUD Loic	FRA
		BRONZE	de VRIES Tim	NED
Women's Time Trial T1-2	31 AUG 2021	GOLD	MAJUNKE Jana	GER
		SILVER	COOKE Carol	AUS
		BRONZE	DREOCK KAESER Angelika	GER
Men's Time Trial T1-2	31 AUG 2021	GOLD	CHEN Jianxin	CHN
		SILVER	FARRONI Giorgio	ITA
		BRONZE	CELEN Tim	BEL
Women's Time Trial B	31 AUG 2021	GOLD	<b>DUNLEVY Katie-George</b>	IRL
			McCRYSTAL Eve	
		SILVER	<b>FACHIE Lora</b>	GBR
			HALL Corrine	
Men's Time Trial C3	31 AUG 2021	BRONZE	<b>JANNERING Louise</b>	SWE
			SVAERDSTROEM Anna	
Men's Time Trial C4	31 AUG 2021	GOLD	WATSON Benjamin	GBR
		SILVER	WARIAS Steffen	GER
		BRONZE	SCHINDLER Matthias	GER
Men's Time Trial C5	31 AUG 2021	GOLD	KURIL Patrik	SVK
		SILVER	METELKA Jozef	SVK
		BRONZE	PEASGOOD George	GBR
Men's Time Trial B	31 AUG 2021	GOLD	ABRAHAM GEBRU Daniel	NED
		SILVER	DEMENTYEV Yehor	UKR
		BRONZE	DONOHOE Alistair	AUS
Men's Time Trial B	31 AUG 2021	GOLD	<b>LLOVERAS Alexandre</b>	FRA
			ERMENAUULT Corentin	
		SILVER	<b>ter SCHURE Vincent</b>	NED
			FRANSEN Timo	
Women's Time Trial H1-3	31 AUG 2021	BRONZE	<b>VENGE BALBOA Christian</b>	ESP
			MARTIN INFANTE Noel	
Women's Time Trial H1	31 AUG 2021	GOLD	ZEYEN Annika	GER
		SILVER	PORCELLATO Francesca	ITA
		BRONZE	KALUZA Renata	POL
Men's Time Trial H1	31 AUG 2021	GOLD	du PREEZ Nicolas Pieter	RSA
		SILVER	CORNEGLIANI Fabrizio	ITA
		BRONZE	HORDIES Maxime	BEL
Men's Time Trial H2	31 AUG 2021	GOLD	GARROTE MUNOZ Sergio	ESP
		SILVER	MAZZONE Luca	ITA
		BRONZE	JOUANNY Florian	FRA
Women's Time Trial H4-5	31 AUG 2021	GOLD	MASTERS Oksana	USA
		SILVER	SUN Bianbian	CHN
		BRONZE	JANSEN Jennette	NED
Men's Time Trial H3	31 AUG 2021	GOLD	ABLINGER Walter	AUT
		SILVER	MERKLEIN Vico	GER
		BRONZE	GARCIA MARQUINA Luis Miguel	ESP
Men's Time Trial H4	31 AUG 2021	GOLD	PLAT Jetze	NED
		SILVER	FRUEHWIRTH Thomas	AUT
		BRONZE	GRITSCH Alexander	AUT
Men's Time Trial H5	31 AUG 2021	GOLD	VALIZE Mitch	NED
		SILVER	VERGNAUD Loic	FRA



## Medallists by Event

種目別メダリスト

As of FRI 3 SEP 2021

Event	Date	Medal	Name	NPC Code
		BRONZE	O'REILLY Gary	IRL
Women's Time Trial C1-3	31 AUG 2021	GOLD	SUGIURA Keiko	JPN
		SILVER	BECK Anna	SWE
		BRONZE	GRECO Paige	AUS
Men's Time Trial C1	31 AUG 2021	GOLD	ASTASHOV Mikhail	RPC
		SILVER	KEITH Aaron	USA
		BRONZE	TEUBER Michael	GER
Women's Time Trial C4	31 AUG 2021	GOLD	MORELLI Shawn	USA
		SILVER	PETRICOLA Emily	AUS
		BRONZE	LEMON Meg	AUS
Women's Time Trial C5	31 AUG 2021	GOLD	STOREY Sarah	GBR
		SILVER	LANE-WRIGHT Crystal	GBR
		BRONZE	BRACHTENDORF Kerstin	GER
Men's Time Trial C2	31 AUG 2021	GOLD	HICKS Darren	AUS
		SILVER	VROMANT Ewoud	BEL
		BRONZE	LEAUTE Alexandre	FRA



## Number of Entries by NPC

NPC別エントリー数

As of MON 30 AUG 2021

NPC	Men			Women			Mixed	Total Riders
	TT	RR	Riders	TT	RR	Riders	TR	
ARG - Argentina	3	3	3	1	1	1		4
AUS - Australia	6	6	6	4	4	4		10
AUT - Austria	4	4	4	2	2	2	1	6
BEL - Belgium	6	6	6	3	2	3	1	9
BRA - Brazil	3	3	3	2	2	2		5
CAN - Canada	4	4	4	4	3	4		8
CHN - China	3	2	3	5	5	5		8
COL - Colombia	4	4	4	2	2	2		6
CRC - Costa Rica	1	1	1					1
CUB - Cuba	1	1	1					1
CZE - Czech Republic	3	3	3	1	1	1		4
DEN - Denmark	1	1	1					1
ESP - Spain	10	12	12				1	12
FIN - Finland	2	2	2					2
FRA - France	10	8	10	3	3	3	1	13
GBR - Great Britain	6	6	6	6	6	6		12
GER - Germany	6	6	6	6	6	6	1	12
GRE - Greece	1	1	1	1	1	1		2
GUY - Guyana	1	1	1					1
HUN - Hungary	3	3	3					3
IRI - Islamic Rep. of Iran	1	1	1					1
IRL - Ireland	2	4	4	3	3	3		7
ISL - Iceland				1	1	1		1
ITA - Italy	8	8	8	3	3	3	1	11
JPN - Japan	2	2	2	2	2	2		4
KOR - Republic of Korea	1	1	1	2	2	2	1	3
MAR - Morocco	1	1	1					1
MAS - Malaysia	3	1	3	2	2	2		5
NED - Netherlands	8	8	8	2	2	2		10
NOR - Norway				1	1	1		1
NZL - New Zealand	2	2	2	4	4	4		6
PER - Peru	1	1	1					1
POL - Poland	3	3	3	5	5	5	1	8
POR - Portugal	2	2	2					2
ROU - Romania	2	2	2					2
RPC - RPC	5	5	5	3	3	3		8
RSA - South Africa	2	2	2	1	1	1		3
SGP - Singapore	2		2					2
SLO - Slovenia	1	1	1					1
SRB - Serbia	2	2	2					2
SUI - Switzerland	3	3	3	2	2	2	1	5
SVK - Slovakia	3	3	3	1	1	1		4
SWE - Sweden	1	2	2	3	3	3		5
THA - Thailand	1	1	1					1
UAE - Utd Arab Emirates	1	1	1					1
UKR - Ukraine	1	1	1					1
USA - United States	8	9	9	7	7	7	1	16
VEN - Venezuela	1	1	1					1



## Number of Entries by NPC

NPC別エントリー数

As of MON 30 AUG 2021

NPC	Men			Women			Mixed	Total Riders
	TT	RR	Riders	TT	RR	Riders	TR	
<b>Total:</b>	<b>145</b>	<b>144</b>	<b>151</b>	<b>82</b>	<b>80</b>	<b>82</b>	<b>10</b>	<b>233</b>
<b>Number of NPCs:</b>	<b>46</b>	<b>45</b>	<b>46</b>	<b>29</b>	<b>29</b>	<b>29</b>	<b>10</b>	<b>48</b>

**Note:**

All corrections and updates are available in INFO

Riders in the Mixed Team Relay are already accounted for in the individual events for Total Riders.

**Legend:**

RR Road race      TR Team relay      TT Time trial



## Competition Officials

競技審判

As of THU 19 AUG 2021

Function	Name	Organisation
<b>Technical Delegates:</b>	FRASER Todd SHAFFER Randall	UCI UCI
<b>President of the Commissaires' Panel:</b>	MAGIERA Christian	GER - Germany
<b>Secretary:</b>	O'CALLAGHAN Karen	AUS - Australia
<b>Chief Classifier:</b>	MOORE Terrie	CAN - Canada
<b>Classifiers:</b>	HACKEN Joan BEVINS Rachel MOEN Erik PORTEOUS Julie	NED - Netherlands GBR - Great Britain USA - United States of America GBR - Great Britain
<b>Panel of International Commissaires:</b>	GASTOU Catherine BEDARD Josée CRUZ José Adolfo Y Bautista WATSON Paul JUDEZ Peter POLLARD Philip	FRA - France CAN - Canada PHI - Philippines IRL - Ireland SLO - Slovenia GBR - Great Britain
<b>National Commissaires:</b>	FUJIMORI Asako IWASA Chiho TADEMUMA Mayumi UEDA Hisanori SUMIKAMA Junichi SAITO Koichiro IWAMA Mitsuteru MATSUKURA Nobuhiro FUJIMORI Nobuyuki PARK Sung Wood Edward	JPN - Japan JPN - Japan JPN - Japan JPN - Japan JPN - Japan JPN - Japan JPN - Japan JPN - Japan JPN - Japan KOR - Republic of Korea
<b>Official Doctor:</b>	ZASADA Ton	NED - Netherlands



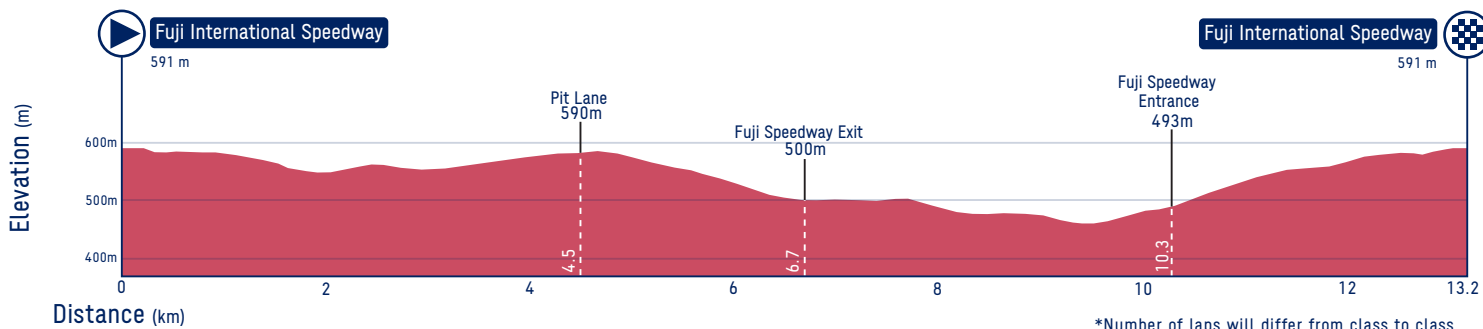
# Paralympic Road Race (Men/Women):B,H1-5,T1-2,C1-5



500m

This map is based on the 1:25,000 Scale Topographic Map published by Geospatial Information Authority of Japan with its approval under the article 30 of The Survey Act. (Approval Number JYOU-SHI No.444-620 2017)  
 This map is based on the Digital Map 50m Grid (Elevation) published by Geospatial Information Authority of Japan with its approval under the article 30 of The Survey Act.(Approval Number JYOU-SHI No. 445-337 2017)

Elevation (m) 0 400 500 600 700 800



\*Number of laps will differ from class to class.



## Start List

### スタートリスト

Race Number	Name	Sport Class	NPC Code	Date of Birth
231	BACHMAIER Ernst	H1	AUT	21 APR 1970
232	HORDIES Maxime	H1	BEL	13 MAR 1996
233	JAHODA Patrik	H1	CZE	26 JUN 1993
234	POLVI Teppo	H1	FIN	20 APR 1975
235	SOPANEN Harri	H1	FIN	19 MAR 1968
236	CORNEGLIANI Fabrizio	H1	ITA	12 MAR 1969
237	du PREEZ Nicolas Pieter	H1	RSA	14 JAN 1980
238	GARROTE MUNOZ Sergio	H2	ESP	27 JUL 1979
239	JOUANNY Florian	H2	FRA	2 FEB 1992
240	MAZZONE Luca	H2	ITA	3 MAY 1971
241	MEAD Rory	H2	NZL	31 JAN 1987
242	FANKHAUSER Tobias	H2	SUI	9 NOV 1989
243	YANARUEDEE Phongchai	H2	THA	28 MAY 2000
244	GROULX William	H2	USA	11 MAR 1974

Entries / NPCs	Race Configuration			Total Race Distance
14 / 12	4 laps of 13.2 Km			52.8km
<b>Helmet Colour:</b>	H1 Men = Yellow	H2 Men = Yellow		



## Results

結果

Rank	Race Number	Name	Sport Class	NPC Code	Final Time	Time Behind
1	239	JOUANNY Florian	H2	FRA	1:49:36	+0
2	240	MAZZONE Luca	H2	ITA	1:53:43	+4:07
3	238	GARROTE MUNOZ Sergio	H2	ESP	1:54:36	+5:00
4	242	FANKHAUSER Tobias	H2	SUI	2:23:08	+33:32
5	241	MEAD Rory	H2	NZL	"	"
6	232	HORDIES Maxime	H1	BEL	-1LAP	
7	234	POLVI Teppo	H1	FIN	-1LAP	
8	237	du PREEZ Nicolas Pieter	H1	RSA	-1LAP	
9	243	YANARUEDEE Phongchai	H2	THA	-2LAP	
	233	JAHODA Patrik	H1	CZE	DNF	
	236	CORNEGLIANI Fabrizio	H1	ITA	DNF	
	231	BACHMAIER Ernst	H1	AUT	DNS	
	235	SOPANEN Harri	H1	FIN	DNS	
	244	GROULX William	H2	USA	DNS	

Average Speed	Race Configuration	Total Race Distance
28.905km/h	4 laps of 13.2 Km	52.8km

Participants						Weather	Temperature (°C)
Entries / NPCs	Ranked	DNF	DSQ	DNS	DQB		
14 / 12	9	2	0	3	0	Partly cloudy	24

**Legend:**

**DNF** Did Not Finish      **DNS** Did Not Start      **DQB** Disqualified for unsportsmanlike behaviour  
**DSQ** Disqualified      **LAP** Lapped



## Race Analysis

レース分析

After: Finish

Rank	Race Number	Name	Sport Class	NPC Code	Lap 1	Lap 2	Lap 3	Finish
1	239	JOUANNY Florian	H2	FRA	26:50 (1) +0	54:19 (1) +0	1:22:09 (1) +0	<b>1:49:36</b> <b>+0</b>
2	240	MAZZONE Luca	H2	ITA	27:52 (3) +1:02	55:42 (2) +1:23	1:23:47 (2) +1:38	<b>1:53:43</b> <b>+4:07</b>
3	238	GARROTE MUNOZ Sergio	H2	ESP	27:52 (2) +1:02	55:44 (3) +1:25	1:24:25 (3) +2:16	<b>1:54:36</b> <b>+5:00</b>
4	242	FANKHAUSER Tobias	H2	SUI	33:33 (5) +6:43	1:08:30 (4) +14:11	1:45:48 (5) +23:39	<b>2:23:08</b> <b>+33:32</b>
5	241	MEAD Rory	H2	NZL	33:33 (4) +6:43	1:08:30 (5) +14:11	1:45:48 (4) +23:39	<b>2:23:08</b> <b>+33:32</b>
6	232	HORDIES Maxime	H1	BEL	48:26 (7) +21:36	1:33:34 (6) +39:15	2:25:00 (6) +1:02:51	<b>-1LAP</b>
7	234	POLVI Teppo	H1	FIN	48:26 (8) +21:36	1:34:35 (7) +40:16	2:25:00 (7) +1:02:51	<b>-1LAP</b>
8	237	du PREEZ Nicolas Pieter	H1	RSA	45:44 (6) +18:54	1:32:59 (8) +38:40	2:25:00 (8) +1:02:51	<b>-1LAP</b>
9	243	YANARUEDEE Phongchai	H2	THA	1:13:51 (11) +47:01	2:25:00 (9) +1:30:41		<b>-2LAP</b>
	233	JAHODA Patrik	H1	CZE	50:00 (9) +23:10			<b>DNF</b>
	236	CORNEGLIANI Fabrizio	H1	ITA	50:00 (10) +23:10			<b>DNF</b>
	231	BACHMAIER Ernst	H1	AUT				<b>DNS</b>
	235	SOPANEN Harri	H1	FIN				<b>DNS</b>
	244	GROULX William	H2	USA				<b>DNS</b>

Timing Point	Lap 1	Lap 2	Lap 3	Lap 4
Race Distance	13.2km	26.4km	39.6km	52.8km

**Note:**

Intermediate (lap) times are information recorded from transponders. Final time used for ranking at the end of the race is determined with photo-finish for all riders.

**Legend:**

**DNF** Did Not Finish      **DNS** Did Not Start      **LAP** Lapped

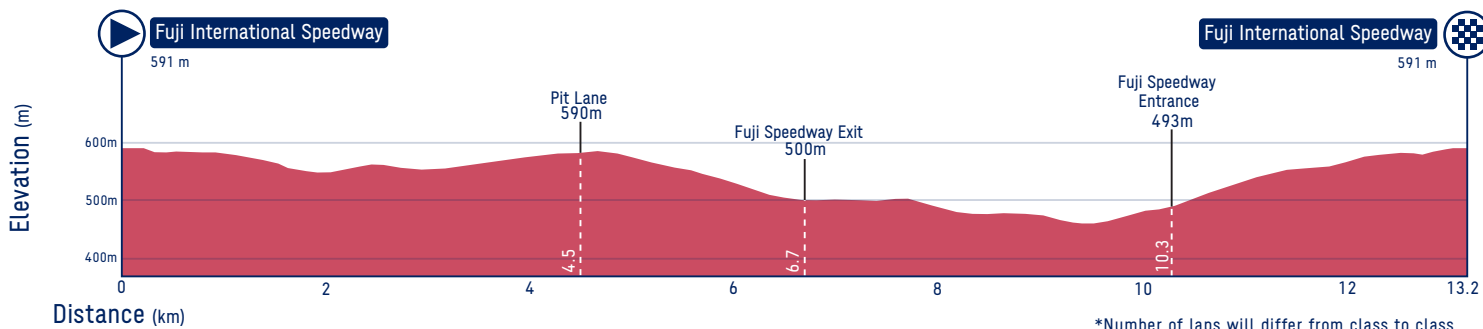
# Paralympic Road Race (Men/Women):B,H1-5,T1-2,C1-5



500m

This map is based on the 1:25,000 Scale Topographic Map published by Geospatial Information Authority of Japan with its approval under the article 30 of The Survey Act. (Approval Number JYOU-SHI No.444-620 2017)  
 This map is based on the Digital Map 50m Grid (Elevation) published by Geospatial Information Authority of Japan with its approval under the article 30 of The Survey Act.(Approval Number JYOU-SHI No. 445-337 2017)

Elevation (m) 0 400 500 600 700 800



\*Number of laps will differ from class to class.



## Start List

### スタートリスト

Race Number	Name	Sport Class	NPC Code	Date of Birth
251	ABLINGER Walter	H3	AUT	12 MAY 1969
252	DEBERG Jean-Francois	H3	BEL	17 NOV 1981
253	DESJARDINS Joey	H3	CAN	23 JUL 1986
254	HYNDMAN Alex	H3	CAN	15 OCT 1990
255	MOREAU Charles	H3	CAN	11 APR 1982
256	MOSNICKA Tomas	H3	CZE	6 DEC 1966
257	GARCIA MARQUINA Luis Miguel	H3	ESP	28 JUL 1979
258	RIDER IBANEZ Israel	H3	ESP	22 JAN 1971
259	TARSIM Riadh	H3	FRA	22 OCT 1973
260	MERKLEIN Vico	H3	GER	12 AUG 1977
261	CECCHETTO Paolo	H3	ITA	19 JUL 1967
262	SZUMIEC Rafal	H3	POL	23 JAN 1983
263	KUZNETSOV Ruslan	H3	RPC	20 OCT 1980
264	DOPLIHAR Anej	H3	SLO	22 JUN 1993
265	FREI Heinz	H3	SUI	28 JAN 1958
266	PINNEY Ryan	H3	USA	10 NOV 1980

Entries / NPCs	Race Configuration			Total Race Distance
16 / 13	6 laps of 13.2 Km			79.2km
Helmet Colour:	H3 Men = Yellow			



## Results

結果

Rank	Race Number	Name	Sport Class	NPC Code	Final Time	Time Behind
1	263	KUZNETSOV Ruslan	H3	RPC	2:34:35	+0
2	265	FREI Heinz	H3	SUI	"	"
3	251	ABLINGER Walter	H3	AUT	2:35:06	+31
4	266	PINNEY Ryan	H3	USA	2:39:59	+5:24
5	252	DEBERG Jean-Francois	H3	BEL	2:41:33	+6:58
6	262	SZUMIEC Rafal	H3	POL	2:44:32	+9:57
7	259	TARSIM Riadh	H3	FRA	2:48:04	+13:29
8	253	DESJARDINS Joey	H3	CAN	"	"
9	264	DOPLIHAR Anej	H3	SLO	"	"
10	255	MOREAU Charles	H3	CAN	2:59:47	+25:12
11	254	HYNDMAN Alex	H3	CAN	3:00:50	+26:15
12	256	MOSNICKA Tomas	H3	CZE	3:04:08	+29:33
	260	MERKLEIN Vico	H3	GER	DNF	
	257	GARCIA MARQUINA Luis Miguel	H3	ESP	DNF	
	258	RIDER IBANEZ Israel	H3	ESP	DNF	
	261	CECCHETTO Paolo	H3	ITA	DNF	

Average Speed	Race Configuration	Total Race Distance
30.741km/h	6 laps of 13.2 Km	79.2km

Participants						Weather	Temperature (°C)
Entries / NPCs	Ranked	DNF	DSQ	DNS	DQB		
16 / 13	12	4	0	0	0	Partly cloudy	23

**Legend:**

**DNF** Did Not Finish      **DNS** Did Not Start      **DQB** Disqualified for unsportsmanlike behaviour  
**DSQ** Disqualified



## Race Analysis

レース分析

### After: Finish

Rank	Race Number	Name	Sport Class	NPC Code	Lap 1 Lap 5	Lap 2	Lap 3	Lap 4	Finish
1	263	KUZNETSOV Ruslan	H3	RPC	24:53 (1) +0 2:07:27 (1) +0	49:27 (3) +0	1:15:03 (2) +0	1:41:16 (3) +0	<b>2:34:35</b> <b>+0</b>
2	265	FREI Heinz	H3	SUI	24:53 (7) +0 2:07:55 (2) +28	49:27 (4) +0	1:15:03 (3) +0	1:41:16 (4) +0	<b>2:34:35</b> <b>+0</b>
3	251	ABLINGER Walter	H3	AUT	24:53 (5) +0 2:07:55 (3) +28	49:27 (1) +0	1:15:03 (4) +0	1:41:16 (1) +0	<b>2:35:06</b> <b>+31</b>
4	266	PINNEY Ryan	H3	USA	24:53 (2) +0 2:09:41 (4) +2:14	49:51 (5) +24	1:15:24 (5) +21	1:41:26 (5) +10	<b>2:39:59</b> <b>+5:24</b>
5	252	DEBERG Jean-Francois	H3	BEL	24:53 (4) +0 2:11:42 (6) +4:15	49:51 (6) +24	1:15:26 (6) +23	1:42:44 (6) +1:28	<b>2:41:33</b> <b>+6:58</b>
6	262	SZUMIEC Rafal	H3	POL	24:53 (3) +0 2:13:11 (7) +5:44	50:04 (9) +37	1:16:12 (7) +1:09	1:44:01 (7) +2:45	<b>2:44:32</b> <b>+9:57</b>
7	259	TARSIM Riadh	H3	FRA	24:53 (8) +0 2:17:53 (8) +10:26	49:51 (7) +24	1:16:19 (8) +1:16	1:45:34 (8) +4:18	<b>2:48:04</b> <b>+13:29</b>
8	253	DESJARDINS Joey	H3	CAN	25:42 (10) +49 2:18:45 (10) +11:18	52:53 (11) +3:26	1:20:38 (10) +5:35	1:49:16 (10) +8:00	<b>2:48:04</b> <b>+13:29</b>
9	264	DOPLIHAR Anej	H3	SLO	25:42 (11) +49 2:18:45 (9) +11:18	52:53 (10) +3:26	1:20:38 (9) +5:35	1:49:16 (9) +8:00	<b>2:48:04</b> <b>+13:29</b>
10	255	MOREAU Charles	H3	CAN	30:45 (14) +5:52 2:30:28 (11) +23:01	57:15 (13) +7:48	1:25:57 (12) +10:54	1:56:41 (11) +15:25	<b>2:59:47</b> <b>+25:12</b>
11	254	HYNDMAN Alex	H3	CAN	26:45 (13) +1:52 2:31:31 (12) +24:04	58:10 (14) +8:43	1:29:04 (13) +14:01	2:00:37 (13) +19:21	<b>3:00:50</b> <b>+26:15</b>





## Race Analysis

レース分析

After: Finish

Rank	Race Number	Name	Sport Class	NPC Code	Lap 1 Lap 5	Lap 2	Lap 3	Lap 4	Finish
12	256	MOSNICKA Tomas	H3	CZE	26:15 (12) +1:22 2:33:39 (13) +26:12	54:34 (12) +5:07	1:25:13 (11) +10:10	1:57:44 (12) +16:28	<b>3:04:08</b> <b>+29:33</b>
	260	MERKLEIN Vico	H3	GER	24:53 (6) +0 2:11:34 (5) +4:07	49:27 (2) +0	1:15:03 (1) +0	1:41:16 (2) +0	<b>DNF</b>
	257	GARCIA MARQUINA Luis Miguel	H3	ESP	24:53 (9) +0	50:04 (8) +37			<b>DNF</b>
	258	RIDER IBANEZ Israel	H3	ESP					<b>DNF</b>
	261	CECCHETTO Paolo	H3	ITA					<b>DNF</b>

Timing Point	Lap 1	Lap 2	Lap 3	Lap 4	Lap 5	Lap 6
Race Distance	13.2km	26.4km	39.6km	52.8km	66.0km	79.2km

**Note:**

Intermediate (lap) times are information recorded from transponders. Final time used for ranking at the end of the race is determined with photo-finish for all riders.

**Legend:**

**DNF** Did Not Finish

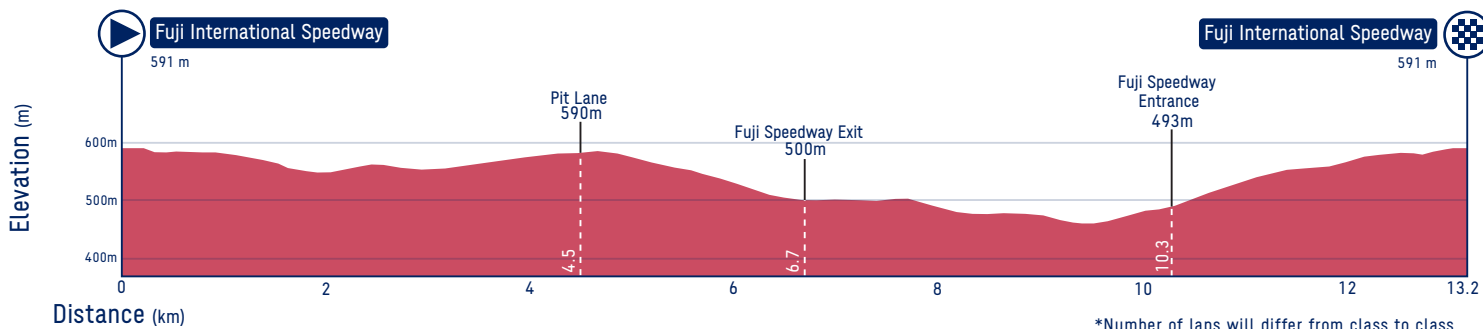
# Paralympic Road Race (Men/Women):B,H1-5,T1-2,C1-5



500m

This map is based on the 1:25,000 Scale Topographic Map published by Geospatial Information Authority of Japan with its approval under the article 30 of The Survey Act. (Approval Number JYOU-SHI No.444-620 2017)  
 This map is based on the Digital Map 50m Grid (Elevation) published by Geospatial Information Authority of Japan with its approval under the article 30 of The Survey Act.(Approval Number JYOU-SHI No. 445-337 2017)

Elevation (m) 0 400 500 600 700 800



\*Number of laps will differ from class to class.



## Start List

### スタートリスト

Race Number	Name	Sport Class	NPC Code	Date of Birth
11	ALLEN Grant	H4	AUS	24 JUL 1980
12	FRUEHWIRTH Thomas	H4	AUT	12 AUG 1981
13	GRITSCH Alexander	H4	AUT	7 MAY 1982
14	van de STEENE Jonas	H4	BEL	15 FEB 1987
15	CHRISTIANSEN Kim	H4	DEN	8 SEP 1980
16	JEFFRE Bernd	H4	GER	17 MAR 1964
17	YOON Yeokeun	H4	KOR	27 JAN 1983
18	PLAT Jetze	H4	NED	10 JUN 1991
19	GIERA Krystian	H4	POL	5 FEB 1981
20	WILK Rafal	H4	POL	9 DEC 1974
21	RECHER Fabian	H4	SUI	3 MAY 1999
22	DAVIS Thomas	H4	USA	22 APR 1977

Entries / NPCs	Race Configuration			Total Race Distance
12 / 10	6 laps of 13.2 Km			79.2km
Helmet Colour:	H4 Men = White			



## Results

結果

Rank	Race Number	Name	Sport Class	NPC Code	Final Time	Time Behind
1	18	PLAT Jetze	H4	NED	2:15:13	+0
2	12	FRUEHWIRTH Thomas	H4	AUT	2:20:56	+5:43
3	13	GRITSCH Alexander	H4	AUT	2:22:38	+7:25
4	14	van de STEENE Jonas	H4	BEL	2:23:54	+8:41
5	22	DAVIS Thomas	H4	USA	2:31:47	+16:34
6	11	ALLEN Grant	H4	AUS	2:33:31	+18:18
7	21	RECHER Fabian	H4	SUI	"	"
8	19	GIERA Krystian	H4	POL	2:34:30	+19:17
9	15	CHRISTIANSEN Kim	H4	DEN	-1LAP	
10	17	YOON Yeokeun	H4	KOR	-1LAP	
	20	WILK Rafal	H4	POL	DNF	
	16	JEFFRE Bernd	H4	GER	DNF	

Average Speed	Race Configuration	Total Race Distance
35.144km/h	6 laps of 13.2 Km	79.2km

Participants						Weather	Temperature (°C)
Entries / NPCs	Ranked	DNF	DSQ	DNS	DQB		
12 / 10	10	2	0	0	0	Partly cloudy	23

**Legend:**

<b>DNF</b>	Did Not Finish	<b>DNS</b>	Did Not Start	<b>DQB</b>	Disqualified for unsportsmanlike behaviour
<b>DSQ</b>	Disqualified	<b>LAP</b>	Lapped		



## Race Analysis

レース分析

After: Finish

Rank	Race Number	Name	Sport Class	NPC Code	Lap 1 Lap 5	Lap 2	Lap 3	Lap 4	Finish
1	18	PLAT Jetze	H4	NED	22:16 (6) +0 1:51:21 (1) +0	44:14 (2) +0	1:07:03 (1) +0	1:28:55 (1) +0	<b>2:15:13</b> <b>+0</b>
2	12	FRUEHWIRTH Thomas	H4	AUT	22:16 (2) +0 1:54:23 (2) +3:02	44:14 (1) +0	1:07:03 (2) +0	1:29:16 (2) +21	<b>2:20:56</b> <b>+5:43</b>
3	13	GRITSCH Alexander	H4	AUT	22:16 (1) +0 1:56:58 (3) +5:37	45:03 (3) +49	1:08:17 (3) +1:14	1:32:00 (3) +3:05	<b>2:22:38</b> <b>+7:25</b>
4	14	van de STEENE Jonas	H4	BEL	22:16 (3) +0 1:57:19 (4) +5:58	45:03 (6) +49	1:08:24 (5) +1:21	1:32:00 (4) +3:05	<b>2:23:54</b> <b>+8:41</b>
5	22	DAVIS Thomas	H4	USA	22:55 (7) +39 2:04:48 (5) +13:27	47:03 (7) +2:49	1:12:17 (7) +5:14	1:38:23 (7) +9:28	<b>2:31:47</b> <b>+16:34</b>
6	11	ALLEN Grant	H4	AUS	22:16 (4) +0 2:04:48 (7) +13:27	45:03 (5) +49	1:09:29 (6) +2:26	1:36:13 (6) +7:18	<b>2:33:31</b> <b>+18:18</b>
7	21	RECHER Fabian	H4	SUI	22:16 (5) +0 2:04:48 (6) +13:27	45:03 (4) +49	1:08:17 (4) +1:14	1:35:03 (5) +6:08	<b>2:33:31</b> <b>+18:18</b>
8	19	GIERA Krystian	H4	POL	23:17 (8) +1:01 2:07:02 (8) +15:41	48:06 (8) +3:52	1:13:36 (8) +6:33	1:39:52 (8) +10:57	<b>2:34:30</b> <b>+19:17</b>
9	15	CHRISTIANSEN Kim	H4	DEN	25:01 (10) +2:45 2:18:24 (9) +27:03	51:33 (9) +7:19	1:18:36 (9) +11:33	1:47:23 (9) +18:28	<b>0:00</b>
10	17	YOON Yeokeun	H4	KOR	28:49 (11) +6:33 2:37:19 (10) +45:58	57:54 (10) +13:40	1:27:41 (10) +20:38	2:00:38 (10) +31:43	<b>0:00</b>
	20	WILK Rafal	H4	POL	24:15 (9) +1:59				<b>DNF</b>



## Race Analysis

レース分析

After: Finish

Rank	Race Number	Name	Sport Class	NPC Code	Lap 1 Lap 5	Lap 2	Lap 3	Lap 4	Finish
16		JEFFRE Bernd	H4	GER					DNF

Timing Point	Lap 1	Lap 2	Lap 3	Lap 4	Lap 5	Lap 6
Race Distance	13.2km	26.4km	39.6km	52.8km	66.0km	79.2km

**Note:**

Intermediate (lap) times are information recorded from transponders. Final time used for ranking at the end of the race is determined with photo-finish for all riders.

**Legend:**

DNF Did Not Finish      LAP Lapped

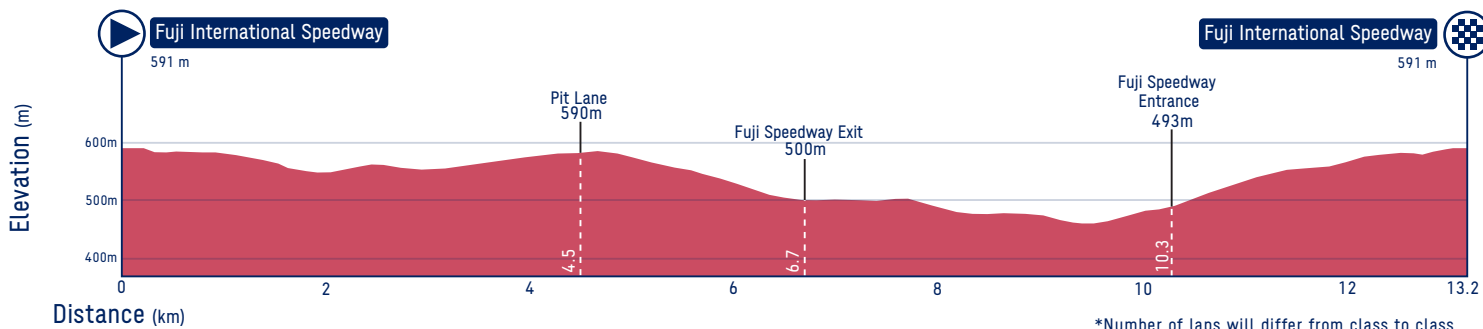
# Paralympic Road Race (Men/Women):B,H1-5,T1-2,C1-5



500m

This map is based on the 1:25,000 Scale Topographic Map published by Geospatial Information Authority of Japan with its approval under the article 30 of The Survey Act. (Approval Number JYOU-SHI No.444-620 2017)  
This map is based on the Digital Map 50m Grid (Elevation) published by Geospatial Information Authority of Japan with its approval under the article 30 of The Survey Act.(Approval Number JYOU-SHI No. 445-337 2017)

Elevation (m) 0 400 500 600 700 800





## Start List

スタートリスト

Race Number	Name	Sport Class	NPC Code	Date of Birth
1	TRIPP Stuart	H5	AUS	13 JUN 1970
2	VERGNAUD Loic	H5	FRA	1 DEC 1978
3	O'REILLY Gary	H5	IRL	10 MAY 1993
4	COLOMBARI Diego	H5	ITA	29 MAR 1982
5	de VRIES Tim	H5	NED	10 AUG 1978
6	VALIZE Mitch	H5	NED	7 JUN 1995
7	COSTA Luis	H5	POR	10 JUN 1973
8	van DYK Ernst	H5	RSA	4 APR 1973
9	de los SANTOS Alfredo	H5	USA	17 OCT 1969

Entries / NPCs	Race Configuration			Total Race Distance
9 / 8	6 laps of 13.2 Km			79.2km
Helmet Colour:	H5 Men = White			





## Results

結果

Rank	Race Number	Name	Sport Class	NPC Code	Final Time	Time Behind
1	6	VALIZE Mitch	H5	NED	2:24:30	+0
2	2	VERGNAUD Loic	H5	FRA	"	"
3	5	de VRIES Tim	H5	NED	2:24:40	+10
4	3	O'REILLY Gary	H5	IRL	2:24:57	+27
5	9	de los SANTOS Alfredo	H5	USA	"	"
6	7	COSTA Luis	H5	POR	2:25:06	+36
7	1	TRIPP Stuart	H5	AUS	2:36:23	+11:53
8	8	van DYK Ernst	H5	RSA	"	"
	4	COLOMBARI Diego	H5	ITA	DNF	

Average Speed	Race Configuration	Total Race Distance
32.886km/h	6 laps of 13.2 Km	79.2km

Participants						Weather	Temperature (°C)
Entries / NPCs	Ranked	DNF	DSQ	DNS	DQB		
9 / 8	8	1	0	0	0	Partly cloudy	24

**Legend:**

**DNF** Did Not Finish      **DNS** Did Not Start      **DQB** Disqualified for unsportsmanlike behaviour  
**DSQ** Disqualified



## Race Analysis

レース分析

After: Finish

Rank	Race Number	Name	Sport Class	NPC Code	Lap 1 Lap 5	Lap 2	Lap 3	Lap 4	Finish
1	6	VALIZE Mitch	H5	NED	24:09 (8) +0 2:00:26 (5) +0	48:20 (8) +0	1:12:25 (4) +22	1:35:23 (4) +0	<b>2:24:30</b> <b>+0</b>
2	2	VERGNAUD Loic	H5	FRA	24:09 (4) +0 2:00:26 (1) +0	48:20 (5) +0	1:12:25 (5) +22	1:35:23 (2) +0	<b>2:24:30</b> <b>+0</b>
3	5	de VRIES Tim	H5	NED	24:09 (3) +0 2:00:26 (4) +0	48:20 (4) +0	1:12:25 (3) +22	1:35:23 (3) +0	<b>2:24:40</b> <b>+10</b>
4	3	O'REILLY Gary	H5	IRL	24:09 (5) +0 2:00:26 (3) +0	48:20 (3) +0	1:12:25 (6) +22	1:35:23 (5) +0	<b>2:24:57</b> <b>+27</b>
5	9	de los SANTOS Alfredo	H5	USA	24:09 (1) +0 2:00:26 (2) +0	48:20 (2) +0	1:12:03 (1) +0	1:35:40 (6) +17	<b>2:24:57</b> <b>+27</b>
6	7	COSTA Luis	H5	POR	24:09 (2) +0 2:00:26 (6) +0	48:20 (1) +0	1:12:03 (2) +0	1:35:23 (1) +0	<b>2:25:06</b> <b>+36</b>
7	1	TRIPP Stuart	H5	AUS	24:09 (7) +0 2:05:13 (7) +4:47	48:20 (7) +0	1:13:31 (8) +1:28	1:39:03 (8) +3:40	<b>2:36:23</b> <b>+11:53</b>
8	8	van DYK Ernst	H5	RSA	24:09 (6) +0 2:10:01 (8) +9:35	48:20 (6) +0	1:12:46 (7) +43	1:39:03 (7) +3:40	<b>2:36:23</b> <b>+11:53</b>
	4	COLOMBARI Diego	H5	ITA					<b>DNF</b>



## Race Analysis

レース分析

After: Finish

Rank	Race Number	Name	Sport Class	NPC Code	Lap 1 Lap 5	Lap 2	Lap 3	Lap 4	Finish
------	-------------	------	-------------	----------	----------------	-------	-------	-------	--------

Timing Point	Lap 1	Lap 2	Lap 3	Lap 4	Lap 5	Lap 6
Race Distance	13.2km	26.4km	39.6km	52.8km	66.0km	79.2km

**Note:**

Intermediate (lap) times are information recorded from transponders. Final time used for ranking at the end of the race is determined with photo-finish for all riders.

**Legend:**

DNF Did Not Finish

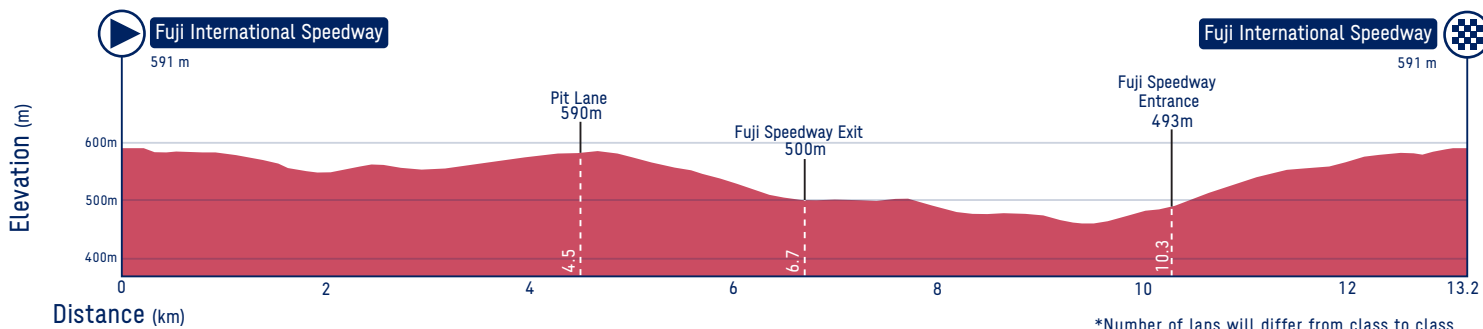
# Paralympic Road Race (Men/Women):B,H1-5,T1-2,C1-5



500m

This map is based on the 1:25,000 Scale Topographic Map published by Geospatial Information Authority of Japan with its approval under the article 30 of The Survey Act. (Approval Number JYOU-SHI No.444-620 2017)  
 This map is based on the Digital Map 50m Grid (Elevation) published by Geospatial Information Authority of Japan with its approval under the article 30 of The Survey Act.(Approval Number JYOU-SHI No. 445-337 2017)

Elevation (m) 0 400 500 600 700 800



\*Number of laps will differ from class to class.



## Start List

### スタートリスト

Race Number	Name	Sport Class	NPC Code	Date of Birth
311	LOPEZ Rodrigo Fernando	C1	ARG	3 JAN 1979
312	GOMES SOARES Carlos Alberto	C1	BRA	31 DEC 1994
313	WILSON Ross	C1	CAN	10 DEC 1981
314	LOPEZ ALFONSO Damian	C1	CUB	13 SEP 1976
315	TEN ARGILES Ricardo	C1	ESP	11 AUG 1975
316	SENSKA Pierre	C1	GER	21 JUN 1988
317	TEUBER Michael	C1	GER	23 JAN 1968
318	SHAHARUDDIN Mohamad Yusof Hafizi	C1	MAS	30 SEP 1997
319	ASTASHOV Mikhail	C1	RPC	16 OCT 1988
320	KEITH Aaron	C1	USA	23 JUN 1971
321	HICKS Darren	C2	AUS	23 DEC 1984
322	VROMANT Ewoud	C2	BEL	15 JUL 1984
324	LIANG Guihua	C2	CHN	25 MAY 1984
325	KOBLASA Ivo	C2	CZE	10 JUL 1993
326	LEAUTE Alexandre	C2	FRA	12 OCT 2000
327	PAPANGELIS Nikolaos	C2	GRE	23 JUL 1999
328	KAWAMOTO Shota	C2	JPN	19 AUG 1996
329	LAHNA Mohamed	C2	MAR	11 MAR 1982
330	HILARIO RIMAS Israel	C2	PER	6 DEC 1974
331	PINÃO Telmo	C2	POR	5 NOV 1979
332	MOESCU Eduard Mihaita	C2	ROU	16 NOV 1985
333	GILMUTDINOV Arslan	C2	RPC	17 NOV 1982
334	ALMANSOORI Ahmad Mubarak	C2	UAE	8 AUG 1981
335	GARRIDO MARQUEZ Victor Hugo	C2	VEN	21 OCT 1966
336	NICHOLAS David	C3	AUS	1 DEC 1991
337	SCHELFHOUT Diederick	C3	BEL	26 DEC 1985
338	PEREA ARANGO Alejandro	C3	COL	15 MAR 1997
339	RAABE MENDEZ Henry Esteban	C3	CRC	14 MAR 1983
340	SANTAS ASENSIO Eduardo	C3	ESP	4 AUG 1989
341	GRAHAM Finlay	C3	GBR	24 SEP 1999
342	van GASS Jaco	C3	GBR	20 AUG 1986
343	WATSON Benjamin	C3	GBR	11 JUN 1989
344	SCHINDLER Matthias	C3	GER	28 MAR 1982
345	WARIAS Steffen	C3	GER	1 JAN 1985
346	ANOBILE Fabio	C3	ITA	16 DEC 1993
347	FUJITA Masaki	C3	JPN	17 JAN 1985
348	MARVIG Henrik	C3	SWE	19 MAR 1977
349	STRANDBERG Daniel	C3	SWE	4 MAY 1993
350	BERENYI Joseph	C3	USA	12 NOV 1968



## Start List

スタートリスト

Race Number	Name	Sport Class	NPC Code	Date of Birth
-------------	------	-------------	----------	---------------

Entries / NPCs	Race Configuration			Total Race Distance
39 / 27	6 laps of 13.2 Km			79.2km
<b>Helmet Colour:</b>	C1 Men = Yellow	C2 Men = Yellow	C3 Men = Yellow	



## Results

結果

Rank	Race Number	Name	Sport Class	NPC Code	Final Time	Time Behind
1	343	WATSON Benjamin	C3	GBR	2:04:23	+0
2	341	GRAHAM Finlay	C3	GBR	2:05:43	+1:20
3	326	LEAUTE Alexandre	C2	FRA	2:11:06	+6:43
4	346	ANOBILE Fabio	C3	ITA	"	"
5	342	van GASS Jaco	C3	GBR	"	"
6	347	FUJITA Masaki	C3	JPN	"	"
7	345	WARIAS Steffen	C3	GER	"	"
8	337	SCHELFHOUT Diederick	C3	BEL	"	"
9	333	GILMUTDINOV Arslan	C2	RPC	2:11:10	+6:47
10	315	TEN ARGILES Ricardo	C1	ESP	2:11:15	+6:52
11	348	MARVIG Henrik	C3	SWE	2:11:43	+7:20
12	321	HICKS Darren	C2	AUS	2:12:10	+7:47
13	344	SCHINDLER Matthias	C3	GER	2:17:02	+12:39
14	338	PEREA ARANGO Alejandro	C3	COL	2:17:56	+13:33
15	330	HILARIO RIMAS Israel	C2	PER	2:18:00	+13:37
16	322	VROMANT Ewoud	C2	BEL	2:19:19	+14:56
17	327	PAPANGELIS Nikolaos	C2	GRE	"	"
18	336	NICHOLAS David	C3	AUS	2:21:08	+16:45
19	325	KOBLASA Ivo	C2	CZE	2:21:21	+16:58
20	319	ASTASHOV Mikhail	C1	RPC	2:22:14	+17:51
21	349	STRANDBERG Daniel	C3	SWE	2:23:00	+18:37
22	320	KEITH Aaron	C1	USA	2:26:00	+21:37
23	339	RAABE MENDEZ Henry Esteban	C3	CRC	"	"
24	317	TEUBER Michael	C1	GER	2:26:53	+22:30
25	324	LIANG Guihua	C2	CHN	2:27:03	+22:40
26	340	SANTAS ASENSIO Eduardo	C3	ESP	2:28:22	+23:59
27	329	LAHNA Mohamed	C2	MAR	2:28:51	+24:28
28	328	KAWAMOTO Shota	C2	JPN	2:28:51	+24:28
29	316	SENSKA Pierre	C1	GER	2:29:26	+25:03
30	332	MOESCU Eduard Mihaita	C2	ROU	-1LAP	
31	312	GOMES SOARES Carlos Alberto	C1	BRA	-1LAP	
32	331	PINÃO Telmo	C2	POR	-1LAP	
33	318	SHAHARUDDIN Mohamad Yusof Hafizi	C1	MAS	-1LAP	
34	335	GARRIDO MARQUEZ Victor Hugo	C2	VEN	-1LAP	
35	314	LOPEZ ALFONSO Damian	C1	CUB	-1LAP	
36	311	LOPEZ Rodrigo Fernando	C1	ARG	-2LAP	
	350	BERENYI Joseph	C3	USA	DNF	
	313	WILSON Ross	C1	CAN	DNF	
	334	ALMANSOORI Ahmad Mubarak	C2	UAE	DNF	



## Results

結果

Rank	Race Number	Name	Sport Class	NPC Code	Final Time	Time Behind
------	-------------	------	-------------	----------	------------	-------------

Average Speed	Race Configuration	Total Race Distance
38.204km/h	6 laps of 13.2 Km	79.2km

Participants						Weather	Temperature (°C)
Entries / NPCs	Ranked	DNF	DSQ	DNS	DQB		
39 / 27	36	3	0	0	0	Overcast	18

Legend:			
<b>DNF</b>	Did Not Finish	<b>DNS</b>	Did Not Start
<b>DSQ</b>	Disqualified	<b>LAP</b>	Lapped
		<b>DQB</b>	Disqualified for unsportsmanlike behaviour





## Race Analysis

レース分析

After: Finish

Rank	Race Number	Name	Sport Class	NPC Code	Lap 1 Lap 5	Lap 2	Lap 3	Lap 4	Finish
1	343	WATSON Benjamin	C3	GBR	21:47 (2) +24 1:44:14 (1) +0	42:15 (1) +0	1:03:10 (3) +0	1:23:11 (1) +0	<b>2:04:23</b> <b>+0</b>
2	341	GRAHAM Finlay	C3	GBR	21:47 (3) +24 1:45:12 (2) +58	42:15 (9) +0	1:03:10 (4) +0	1:24:18 (4) +1:07	<b>2:05:43</b> <b>+1:20</b>
3	326	LEAUTE Alexandre	C2	FRA	21:47 (5) +24 1:48:19 (9) +4:05	42:15 (10) +0	1:03:10 (2) +0	1:24:18 (8) +1:07	<b>2:11:06</b> <b>+6:43</b>
4	346	ANOBILE Fabio	C3	ITA	21:47 (8) +24 1:48:19 (6) +4:05	42:15 (4) +0	1:03:10 (6) +0	1:24:18 (3) +1:07	<b>2:11:06</b> <b>+6:43</b>
5	342	van GASS Jaco	C3	GBR	21:47 (9) +24 1:48:19 (4) +4:05	42:15 (7) +0	1:03:10 (1) +0	1:24:16 (2) +1:05	<b>2:11:06</b> <b>+6:43</b>
6	347	FUJITA Masaki	C3	JPN	21:47 (11) +24 1:48:19 (8) +4:05	42:15 (8) +0	1:03:10 (9) +0	1:24:18 (6) +1:07	<b>2:11:06</b> <b>+6:43</b>
7	345	WARIAS Steffen	C3	GER	21:47 (13) +24 1:48:19 (7) +4:05	42:15 (5) +0	1:03:10 (7) +0	1:24:18 (7) +1:07	<b>2:11:06</b> <b>+6:43</b>
8	337	SCHELFHOUT Diederick	C3	BEL	21:47 (21) +24 1:48:19 (10) +4:05	42:39 (15) +24	1:03:34 (12) +24	1:25:56 (12) +2:45	<b>2:11:06</b> <b>+6:43</b>
9	333	GILMUTDINOV Arslan	C2	RPC	21:47 (7) +24 1:48:24 (12) +4:10	42:15 (2) +0	1:03:10 (8) +0	1:25:52 (11) +2:41	<b>2:11:10</b> <b>+6:47</b>
10	315	TEN ARGILES Ricardo	C1	ESP	21:47 (16) +24 1:48:19 (11) +4:05	42:15 (11) +0	1:03:10 (10) +0	1:25:52 (10) +2:41	<b>2:11:15</b> <b>+6:52</b>
11	348	MARVIG Henrik	C3	SWE	21:47 (4) +24 1:48:19 (5) +4:05	42:15 (6) +0	1:03:10 (5) +0	1:24:18 (5) +1:07	<b>2:11:43</b> <b>+7:20</b>



## Race Analysis

レース分析

After: Finish

Rank	Race Number	Name	Sport Class	NPC Code	Lap 1 Lap 5	Lap 2	Lap 3	Lap 4	Finish
12	321	HICKS Darren	C2	AUS	21:47 (15) +24 1:48:19 (3) +4:05	42:30 (12) +15	1:03:40 (13) +30	1:25:56 (13) +2:45	<b>2:12:10</b> <b>+7:47</b>
13	344	SCHINDLER Matthias	C3	GER	21:47 (14) +24 1:53:00 (14) +8:46	43:00 (16) +45	1:05:09 (15) +1:59	1:28:59 (14) +5:48	<b>2:17:02</b> <b>+12:39</b>
14	338	PEREA ARANGO Alejandro	C3	COL	21:47 (6) +24 1:52:36 (13) +8:22	42:15 (3) +0	1:03:20 (11) +10	1:25:52 (9) +2:41	<b>2:17:56</b> <b>+13:33</b>
15	330	HILARIO RIMAS Israel	C2	PER	21:23 (1) +0 1:53:59 (15) +9:45	43:25 (19) +1:10	1:06:24 (17) +3:14	1:29:51 (15) +6:40	<b>2:18:00</b> <b>+13:37</b>
16	322	VROMANT Ewoud	C2	BEL	22:06 (23) +43 1:55:55 (17) +11:41	45:16 (23) +3:01	1:09:01 (22) +5:51	1:32:57 (22) +9:46	<b>2:19:19</b> <b>+14:56</b>
17	327	PAPANGELIS Nikolaos	C2	GRE	21:47 (19) +24 1:54:43 (16) +10:29	42:30 (14) +15	1:03:40 (14) +30	1:29:51 (16) +6:40	<b>2:19:19</b> <b>+14:56</b>
18	336	NICHOLAS David	C3	AUS	21:47 (17) +24 1:56:57 (20) +12:43	43:57 (20) +1:42	1:09:01 (23) +5:51	1:32:57 (21) +9:46	<b>2:21:08</b> <b>+16:45</b>
19	325	KOBLASA Ivo	C2	CZE	21:47 (12) +24 1:56:07 (18) +11:53	43:00 (17) +45	1:06:24 (18) +3:14	1:31:16 (17) +8:05	<b>2:21:21</b> <b>+16:58</b>
20	319	ASTASHOV Mikhail	C1	RPC	22:44 (27) +1:21 1:57:09 (21) +12:55	45:24 (24) +3:09	1:08:19 (21) +5:09	1:32:20 (19) +9:09	<b>2:22:14</b> <b>+17:51</b>
21	349	STRANDBERG Daniel	C3	SWE	21:59 (22) +36 1:57:21 (22) +13:07	44:17 (21) +2:02	1:08:16 (20) +5:06	1:32:29 (20) +9:18	<b>2:23:00</b> <b>+18:37</b>
22	320	KEITH Aaron	C1	USA	21:47 (20) +24 1:56:34 (19) +12:20	43:00 (18) +45	1:06:24 (19) +3:14	1:31:16 (18) +8:05	<b>2:26:00</b> <b>+21:37</b>



## Race Analysis

レース分析

After: Finish

Rank	Race Number	Name	Sport Class	NPC Code	Lap 1 Lap 5	Lap 2	Lap 3	Lap 4	Finish
23	339	RAABE MENDEZ Henry Esteban	C3	CRC	22:27 (25) +1:04 2:00:55 (25) +16:41	46:49 (27) +4:34	1:11:16 (26) +8:06	1:35:45 (25) +12:34	<b>2:26:05</b> <b>+21:42</b>
24	317	TEUBER Michael	C1	GER	22:39 (26) +1:16 1:59:00 (23) +14:46	46:07 (25) +3:52	1:10:09 (25) +6:59	1:34:17 (24) +11:06	<b>2:26:53</b> <b>+22:30</b>
25	324	LIANG Guihua	C2	CHN	23:09 (30) +1:46 2:01:02 (26) +16:48	47:07 (28) +4:52	1:12:23 (28) +9:13	1:37:17 (28) +14:06	<b>2:27:03</b> <b>+22:40</b>
26	340	SANTAS ASENSIO Eduardo	C3	ESP	21:47 (10) +24 2:00:26 (24) +16:12	42:30 (13) +15	1:05:09 (16) +1:59	1:32:57 (23) +9:46	<b>2:28:22</b> <b>+23:59</b>
27	329	LAHNA Mohamed	C2	MAR	23:02 (29) +1:39 2:03:37 (29) +19:23	47:16 (30) +5:01	1:12:50 (30) +9:40	1:38:15 (29) +15:04	<b>2:28:51</b> <b>+24:28</b>
28	328	KAWAMOTO Shota	C2	JPN	22:58 (28) +1:35 2:02:36 (27) +18:22	47:07 (29) +4:52	1:12:23 (29) +9:13	1:37:14 (27) +14:03	<b>2:28:51</b> <b>+24:28</b>
29	316	SENSKA Pierre	C1	GER	22:06 (24) +43 2:03:15 (28) +19:01	46:07 (26) +3:52	1:11:20 (27) +8:10	1:36:46 (26) +13:35	<b>2:29:26</b> <b>+25:03</b>
30	332	MOESCU Eduard Mihaita	C2	ROU	25:58 (34) +4:35 2:09:47 (30) +25:33	52:01 (34) +9:46	1:17:51 (33) +14:41	1:43:24 (31) +20:13	<b>-1LAP</b>
31	312	GOMES SOARES Carlos Alberto	C1	BRA	24:07 (31) +2:44 2:11:36 (31) +27:22	49:21 (31) +7:06	1:15:56 (31) +12:46	1:42:30 (30) +19:19	<b>-1LAP</b>
32	331	PINÃO Telmo	C2	POR	21:47 (18) +24 2:13:24 (32) +29:10	44:48 (22) +2:33	1:09:15 (24) +6:05	1:43:47 (32) +20:36	<b>-1LAP</b>
33	318	SHAHARUDDIN Mohamad Yusof Hafizi	C1	MAS	24:07 (32) +2:44 2:26:08 (33) +41:54	49:40 (32) +7:25	1:17:04 (32) +13:54	1:47:56 (33) +24:45	<b>-1LAP</b>



## Race Analysis

レース分析

After: Finish

Rank	Race Number	Name	Sport Class	NPC Code	Lap 1 Lap 5	Lap 2	Lap 3	Lap 4	Finish
34	335	GARRIDO MARQUEZ Victor Hugo	C2	VEN	25:58 (35) +4:35 2:28:13 (34) +43:59	53:46 (35) +11:31	1:21:44 (34) +18:34	1:50:51 (34) +27:40	-1LAP
35	314	LOPEZ ALFONSO Damian	C1	CUB	27:56 (36) +6:33 2:29:41 (35) +45:27	56:11 (36) +13:56	1:24:28 (35) +21:18	1:53:14 (35) +30:03	-1LAP
36	311	LOPEZ Rodrigo Fernando	C1	ARG	28:58 (37) +7:35	1:03:48 (37) +21:33	1:34:42 (36) +31:32	2:04:33 (36) +41:22	-2LAP
	350	BERENYI Joseph	C3	USA	24:31 (33) +3:08	52:01 (33) +9:46			DNF
	313	WILSON Ross	C1	CAN					DNF
	334	ALMANSOORI Ahmad Mubarak	C2	UAE					DNF

Timing Point	Lap 1	Lap 2	Lap 3	Lap 4	Lap 5	Lap 6
Race Distance	13.2km	26.4km	39.6km	52.8km	66.0km	79.2km

**Note:**

Intermediate (lap) times are information recorded from transponders. Final time used for ranking at the end of the race is determined with photo-finish for all riders.

**Legend:**

**DNF** Did Not Finish      **LAP** Lapped

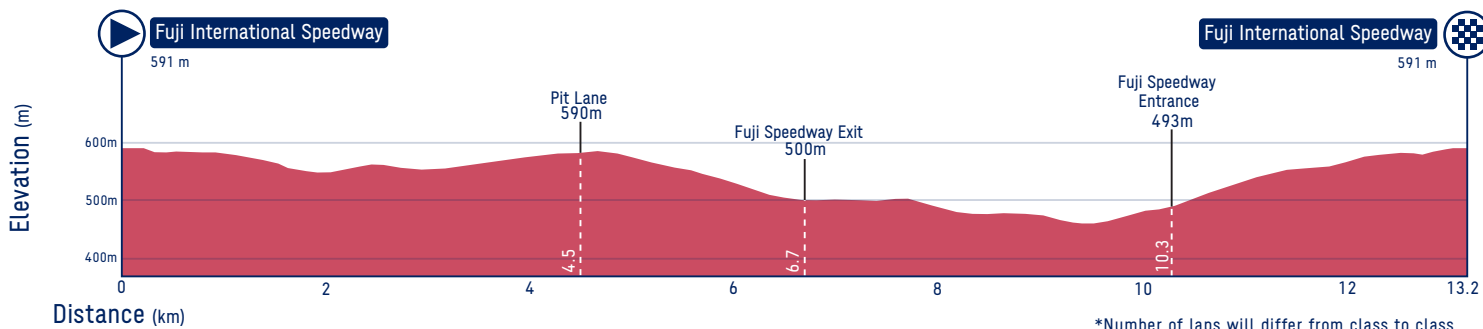
# Paralympic Road Race (Men/Women):B,H1-5,T1-2,C1-5



500m

This map is based on the 1:25,000 Scale Topographic Map published by Geospatial Information Authority of Japan with its approval under the article 30 of The Survey Act. (Approval Number JYOU-SHI No.444-620 2017)  
 This map is based on the Digital Map 50m Grid (Elevation) published by Geospatial Information Authority of Japan with its approval under the article 30 of The Survey Act.(Approval Number JYOU-SHI No. 445-337 2017)

Elevation (m) 0 400 500 600 700 800





## Start List

スタートリスト

Race Number	Name	Sport Class	NPC Code	Date of Birth
61	GRIZANTE Andre Luiz	C4	BRA	26 DEC 1976
62	DUEÑAS Diego German	C4	COL	17 MAY 1990
63	PEASGOOD George	C4	GBR	2 OCT 1995
64	GRIMES Ronan	C4	IRL	24 DEC 1988
65	NOVAK Carol-Eduard	C4	ROU	28 JUL 1976
66	PUDOV Sergei	C4	RPC	9 OCT 1986
67	KURIL Patrik	C4	SVK	18 DEC 1979
68	METELKA Jozef	C4	SVK	8 SEP 1986
69	JUNG Cody	C4	USA	20 FEB 1992
70	CHAMAN Lauro	C5	BRA	25 JUN 1987
71	DONOHUE Alistair	C5	AUS	3 MAR 1995
72	MATIZ RUIZ Edwin Fabian	C5	COL	6 NOV 1992
73	CABELLO LLAMAS Alfonso	C5	ESP	19 SEP 1993
74	JARAMILLO GALLARDO Pablo	C5	ESP	9 APR 1977
75	FOULON Dorian	C5	FRA	2 MAY 1998
76	le CUNFF Kevin	C5	FRA	16 MAR 1988
77	GRANT-STUART Walter	C5	GUY	27 MAR 1985
78	WERMESER Zsombor	C5	HUN	23 MAR 1998
79	MOHAMMADI Mahdi	C5	IRI	22 JUL 1992
80	ADDESI Pierpaolo	C5	ITA	29 JUN 1976
81	TARLAO Andrea	C5	ITA	8 JAN 1984
82	ABRAHAM GEBRU Daniel	C5	NED	11 FEB 1985
83	STRECKO Ondrej	C5	SVK	29 APR 1983
84	DEMENTYEV Yehor	C5	UKR	12 MAR 1987
85	MURPHY Christopher	C5	USA	20 SEP 1984

Entries / NPCs	Race Configuration			Total Race Distance
25 / 17	7 laps of 13.2 Km			92.4km
<b>Helmet Colour:</b>	C4 Men = White	C5 Men = White		



## Results

結果

Rank	Race Number	Name	Sport Class	NPC Code	Final Time	Time Behind
1	76	le CUNFF Kevin	C5	FRA	2:14:49	+0
2	84	DEMENTYEV Yehor	C5	UKR	2:15:11	+22
3	82	ABRAHAM GEBRU Daniel	C5	NED	2:15:20	+31
4	70	CHAMAN Lauro	C5	BRA	2:17:11	+2:22
5	71	DONOHUE Alistair	C5	AUS	2:19:43	+4:54
6	63	PEASGOOD George	C4	GBR	2:20:11	+5:22
7	67	KURIL Patrik	C4	SVK	2:22:35	+7:46
8	81	TARLAO Andrea	C5	ITA	"	"
9	80	ADDESI Pierpaolo	C5	ITA	2:23:53	+9:04
10	66	PUDOV Sergei	C4	RPC	2:27:56	+13:07
11	64	GRIMES Ronan	C4	IRL	2:29:21	+14:32
12	83	STRECKO Ondrej	C5	SVK	2:30:07	+15:18
13	72	MATIZ RUIZ Edwin Fabian	C5	COL	2:33:34	+18:45
14	78	WERMESER Zsombor	C5	HUN	2:34:30	+19:41
15	62	DUEÑAS Diego German	C4	COL	2:39:26	+24:37
16	69	JUNG Cody	C4	USA	"	"
17	61	GRIZANTE Andre Luiz	C4	BRA	-1LAP	
18	77	GRANT-STUART Walter	C5	GUY	-1LAP	
	68	METELKA Jozef	C4	SVK	DNF	
	79	MOHAMMADI Mahdi	C5	IRI	DNF	
	85	MURPHY Christopher	C5	USA	DNF	
	75	FOULON Dorian	C5	FRA	DNF	
	65	NOVAK Carol-Eduard	C4	ROU	DNF	
	73	CABELLO LLAMAS Alfonso	C5	ESP	DNF	
	74	JARAMILLO GALLARDO Pablo	C5	ESP	DNF	

Average Speed	Race Configuration	Total Race Distance
41.123km/h	7 laps of 13.2 Km	92.4km

Participants						Weather	Temperature (°C)
Entries / NPCs	Ranked	DNF	DSQ	DNS	DQB		
25 / 17	18	7	0	0	0	Partly cloudy	20

Legend:			
<b>DNF</b>	Did Not Finish	<b>DNS</b>	Did Not Start
<b>DSQ</b>	Disqualified	<b>LAP</b>	Lapped
		<b>DQB</b>	Disqualified for unsportsmanlike behaviour



## Race Analysis

レース分析

After: Finish

Rank	Race Number	Name	Sport Class	NPC Code	Lap 1 Lap 5	Lap 2 Lap 6	Lap 3	Lap 4	Finish
1	76	le CUNFF Kevin	C5	FRA	19:20 (1) +0 1:36:49 (1) +0	38:09 (2) +0 1:55:37 (1) +0	57:18 (5) +0	1:17:34 (3) +0	<b>2:14:49</b> <b>+0</b>
2	84	DEMENTYEV Yehor	C5	UKR	19:22 (3) +2 1:36:49 (4) +0	38:09 (5) +0 1:55:37 (2) +0	57:18 (2) +0	1:17:34 (4) +0	<b>2:15:11</b> <b>+22</b>
3	82	ABRAHAM GEBRU Daniel	C5	NED	19:25 (4) +5 1:36:49 (2) +0	38:09 (4) +0 1:55:46 (3) +9	57:18 (1) +0	1:17:34 (2) +0	<b>2:15:20</b> <b>+31</b>
4	70	CHAMAN Lauro	C5	BRA	19:20 (2) +0 1:36:49 (5) +0	38:09 (1) +0 1:56:18 (4) +41	57:18 (4) +0	1:17:34 (6) +0	<b>2:17:11</b> <b>+2:22</b>
5	71	DONOHUE Alistair	C5	AUS	19:25 (8) +5 1:36:49 (3) +0	38:30 (8) +21 1:57:29 (5) +1:52	57:18 (3) +0	1:17:34 (5) +0	<b>2:19:43</b> <b>+4:54</b>
6	63	PEASGOOD George	C4	GBR	19:25 (10) +5 1:38:02 (6) +1:13	38:20 (6) +11 1:58:58 (6) +3:21	57:32 (6) +14	1:17:34 (1) +0	<b>2:20:11</b> <b>+5:22</b>
7	67	KURIL Patrik	C4	SVK	19:25 (5) +5 1:40:42 (9) +3:53	38:09 (3) +0 2:01:37 (9) +6:00	58:29 (10) +1:11	1:19:31 (9) +1:57	<b>2:22:35</b> <b>+7:46</b>
8	81	TARLAO Andrea	C5	ITA	19:25 (9) +5 1:39:32 (7) +2:43	38:30 (9) +21 2:01:12 (8) +5:35	57:44 (7) +26	1:18:11 (7) +37	<b>2:22:35</b> <b>+7:46</b>
9	80	ADDESI Pierpaolo	C5	ITA	19:25 (7) +5 1:39:32 (8) +2:43	38:20 (7) +11 2:01:12 (7) +5:35	57:44 (8) +26	1:18:11 (8) +37	<b>2:23:53</b> <b>+9:04</b>
10	66	PUDOV Sergei	C4	RPC	19:25 (11) +5 1:41:27 (10) +4:38	38:30 (10) +21 2:04:38 (10) +9:01	58:00 (9) +42	1:19:31 (10) +1:57	<b>2:27:56</b> <b>+13:07</b>
11	64	GRIMES Ronan	C4	IRL	19:25 (12) +5 1:44:33 (11) +7:44	39:38 (11) +1:29 2:07:03 (11) +11:26	1:01:22 (11) +4:04	1:22:56 (11) +5:22	<b>2:29:21</b> <b>+14:32</b>





## Race Analysis

レース分析

### After: Finish

Rank	Race Number	Name	Sport Class	NPC Code	Lap 1 Lap 5	Lap 2 Lap 6	Lap 3	Lap 4	Finish
12	83	STRECKO Ondrej	C5	SVK	19:56 (13) +36 1:45:37 (12) +8:48	40:59 (13) +2:50 2:07:49 (12) +12:12	1:02:10 (12) +4:52	1:23:54 (12) +6:20	<b>2:30:07</b> <b>+15:18</b>
13	72	MATIZ RUIZ Edwin Fabian	C5	COL	20:04 (14) +44 1:47:33 (13) +10:44	40:59 (12) +2:50 2:10:38 (13) +15:01	1:02:25 (14) +5:07	1:24:35 (13) +7:01	<b>2:33:34</b> <b>+18:45</b>
14	78	WERMESER Zsombor	C5	HUN	20:14 (16) +54 1:48:50 (14) +12:01	41:22 (15) +3:13 2:11:13 (14) +15:36	1:03:22 (15) +6:04	1:26:12 (14) +8:38	<b>2:34:30</b> <b>+19:41</b>
15	62	DUEÑAS Diego German	C4	COL	20:04 (15) +44 1:51:08 (16) +14:19	41:47 (17) +3:38 2:13:51 (16) +18:14	1:05:03 (17) +7:45	1:27:37 (16) +10:03	<b>2:39:26</b> <b>+24:37</b>
16	69	JUNG Cody	C4	USA	20:18 (18) +58 1:50:37 (15) +13:48	42:19 (18) +4:10 2:13:51 (15) +18:14	1:05:03 (16) +7:45	1:27:37 (15) +10:03	<b>2:39:26</b> <b>+24:37</b>
17	61	GRIZANTE Andre Luiz	C4	BRA	20:18 (19) +58 1:54:49 (17) +18:00	43:03 (19) +4:54 2:19:05 (17) +23:28	1:06:58 (18) +9:40	1:31:15 (17) +13:41	<b>-1LAP</b>
18	77	GRANT-STUART Walter	C5	GUY	22:01 (21) +2:41 1:57:31 (18) +20:42	45:49 (21) +7:40 2:21:21 (18) +25:44	1:09:24 (19) +12:06	1:33:39 (18) +16:05	<b>-1LAP</b>
	68	METELKA Jozef	C4	SVK	20:18 (17) +58	41:11 (14) +3:02	1:02:25 (13) +5:07		<b>DNF</b>
	79	MOHAMMADI Mahdi	C5	IRI	22:01 (22) +2:41	45:44 (20) +7:35	1:09:24 (20) +12:06		<b>DNF</b>
	85	MURPHY Christopher	C5	USA	23:29 (23) +4:09	47:58 (22) +9:49	1:12:38 (21) +15:20		<b>DNF</b>
	75	FOULON Dorian	C5	FRA	19:25 (6) +5	41:22 (16) +3:13			<b>DNF</b>



## Race Analysis

レース分析

After: Finish

Rank	Race Number	Name	Sport Class	NPC Code	Lap 1 Lap 5	Lap 2 Lap 6	Lap 3	Lap 4	Finish
65	NOVAK Carol-Eduard	C4	ROU	21:23 (20) +2:03					DNF
73	CABELLO LLAMAS Alfonso	C5	ESP						DNF
74	JARAMILLO GALLARDO Pablo	C5	ESP						DNF

Timing Point	Lap 1	Lap 2	Lap 3	Lap 4	Lap 5	Lap 6	Lap 7
Race Distance	13.2km	26.4km	39.6km	52.8km	66.0km	79.2km	92.4km

**Note:**

Intermediate (lap) times are information recorded from transponders. Final time used for ranking at the end of the race is determined with photo-finish for all riders.

**Legend:**

DNF Did Not Finish      LAP Lapped

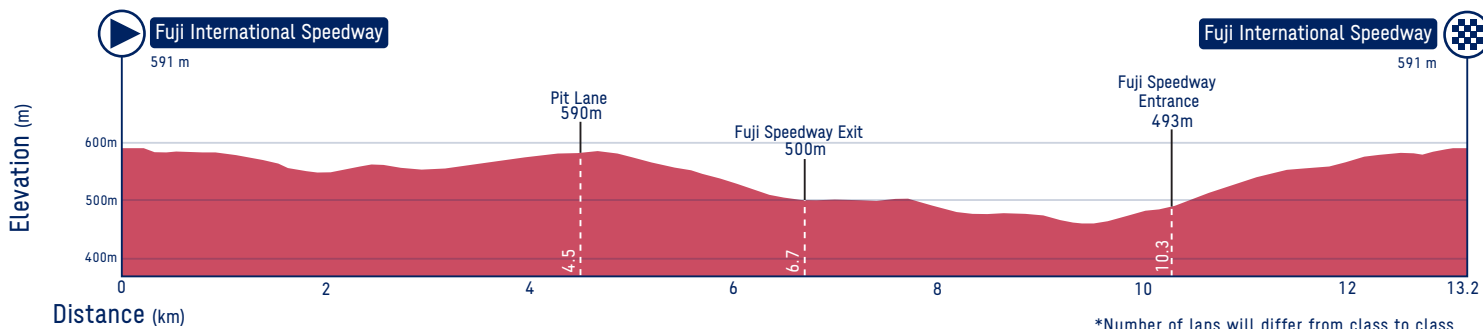
# Paralympic Road Race (Men/Women):B,H1-5,T1-2,C1-5



500m

This map is based on the 1:25,000 Scale Topographic Map published by Geospatial Information Authority of Japan with its approval under the article 30 of The Survey Act. (Approval Number JYOU-SHI No.444-620 2017)  
 This map is based on the Digital Map 50m Grid (Elevation) published by Geospatial Information Authority of Japan with its approval under the article 30 of The Survey Act.(Approval Number JYOU-SHI No. 445-337 2017)

Elevation (m) 0 400 500 600 700 800



\*Number of laps will differ from class to class.



## Start List

スタートリスト

Race Number	Name	Sport Class	NPC Code	Date of Birth
101	JONES Stuart	T2	AUS	2 JUL 1969
102	CELEN Tim	T2	BEL	26 FEB 1998
103	CHEN Jianxin	T1	CHN	7 SEP 1986
104	BETANCOURT QUIROGA Juan Jose	T2	COL	15 JUL 1999
105	REINOSO FIGUEROLA Joan	T2	ESP	10 JUL 1991
106	FARRONI Giorgio	T1	ITA	28 SEP 1976
107	HILLS Stephen	T2	NZL	15 DEC 1981
108	SEMOCHKIN Sergei	T1	RPC	13 APR 1986
109	RODRIGUEZ Matthew	T2	USA	8 JUN 1972

Entries / NPCs	Race Configuration			Total Race Distance
9 / 9	2 laps of 13.2 Km			26.4km
<b>Helmet Colour:</b>	T1 Men = White	T2 Men = White		



## Results

結果

Rank	Race Number	Name	Sport Class	NPC Code	Final Time	Time Behind
1	103	CHEN Jianxin	T1	CHN	51:07	+0
2	102	CELEN Tim	T2	BEL	52:15	+1:08
3	104	BETANCOURT QUIROGA Juan Jose	T2	COL	52:41	+1:34
4	105	REINOSO FIGUEROLA Joan	T2	ESP	53:05	+1:58
5	109	RODRIGUEZ Matthew	T2	USA	53:10	+2:03
6	107	HILLS Stephen	T2	NZL	54:13	+3:06
7	106	FARRONI Giorgio	T1	ITA	55:48	+4:41
8	101	JONES Stuart	T2	AUS	59:17	+8:10
9	108	SEMOCHKIN Sergei	T1	RPC	1:02:17	+11:10

Average Speed	Race Configuration	Total Race Distance
30.988km/h	2 laps of 13.2 Km	26.4km

Participants						Weather	Temperature (°C)
Entries / NPCs	Ranked	DNF	DSQ	DNS	DQB		
9 / 9	9	0	0	0	0	Overcast	18

**Legend:**

**DNF** Did Not Finish      **DNS** Did Not Start      **DQB** Disqualified for unsportsmanlike behaviour  
**DSQ** Disqualified



## Race Analysis

レース分析

After: Finish

Rank	Race Number	Name	Sport Class	NPC Code	Lap 1	Finish
1	103	CHEN Jianxin	T1	CHN	25:41 (2) +0	51:07 +0
2	102	CELEN Tim	T2	BEL	25:48 (4) +7	52:15 +1:08
3	104	BETANCOURT QUIROGA Juan Jose	T2	COL	25:41 (1) +0	52:41 +1:34
4	105	REINOSO FIGUEROLA Joan	T2	ESP	25:41 (3) +0	53:05 +1:58
5	109	RODRIGUEZ Matthew	T2	USA	26:09 (5) +28	53:10 +2:03
6	107	HILLS Stephen	T2	NZL	26:50 (7) +1:09	54:13 +3:06
7	106	FARRONI Giorgio	T1	ITA	26:58 (8) +1:17	55:48 +4:41
8	101	JONES Stuart	T2	AUS	26:43 (6) +1:02	59:17 +8:10
9	108	SEMOCHKIN Sergei	T1	RPC	30:30 (9) +4:49	1:02:17 +11:10

Timing Point	Lap 1	Lap 2
Race Distance	13.2km	26.4km

**Note:**

Intermediate (lap) times are information recorded from transponders. Final time used for ranking at the end of the race is determined with photo-finish for all riders.

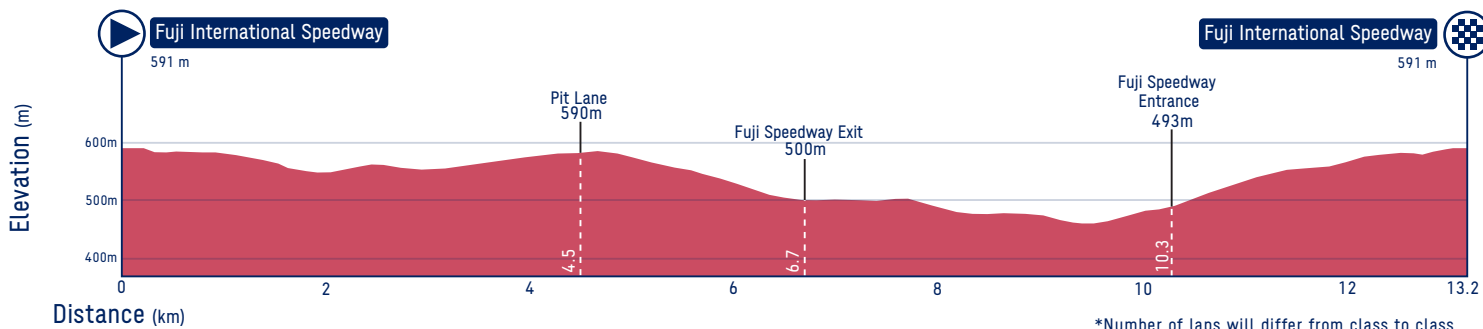
# Paralympic Road Race (Men/Women):B,H1-5,T1-2,C1-5



500m

This map is based on the 1:25,000 Scale Topographic Map published by Geospatial Information Authority of Japan with its approval under the article 30 of The Survey Act. (Approval Number JYOU-SHI No.444-620 2017)  
 This map is based on the Digital Map 50m Grid (Elevation) published by Geospatial Information Authority of Japan with its approval under the article 30 of The Survey Act.(Approval Number JYOU-SHI No. 445-337 2017)

Elevation (m) 0 400 500 600 700 800



\*Number of laps will differ from class to class.



## Start List

スタートリスト

Race Number	Name	Sport Class	NPC Code	Date of Birth
351	GOMEZ Maximiliano Ramon	B	ARG	12 FEB 1979
	TOLOSA Sebastian Jose	PLT		16 NOV 1988
352	BELLIDO GUERRERO Adolfo	B	ESP	3 MAY 1983
	TERUEL ROVIRA Eloy	PLT		20 NOV 1982
353	VENGE BALBOA Christian	B	ESP	1 DEC 1972
	MARTIN INFANTE Noel	PLT		20 NOV 1989
354	LLOVERAS Alexandre	B	FRA	26 JUN 2000
	ERMENAUULT Corentin	PLT		27 JAN 1996
355	BATE Stephen	B	GBR	24 AUG 1977
	DUGGLEBY Adam	PLT		16 OCT 1984
356	OCELKA Robert	B	HUN	26 JAN 1974
	NAGY Gergely	PLT		12 DEC 1981
357	GORDON Martin	B	IRL	18 MAR 1985
	BYRNE Eamonn	PLT		13 MAR 1984
358	BANGMA Tristan	B	NED	6 OCT 1997
	BOS Patrick	PLT		20 AUG 1987
359	ter SCHURE Vincent	B	NED	24 OCT 1979
	FRANSEN Timo	PLT		3 JUN 1987
360	PETROVIC Milan	B	SRB	8 FEB 1987
	SMELCEROVIC Goran	PLT		31 DEC 1982

Entries / NPCs	Race Configuration	Total Race Distance
10 / 8	9 laps of 13.2 Km	118.8km
Helmet Colour:	B Men = Yellow	

Legend:

PLT Pilot





## Results

結果

Rank	Race Number	Name	Sport Class	NPC Code	Final Time	Time Behind
1	359	<b>ter SCHURE Vincent</b> FRANSEN Timo	B PLT	NED NED	2:59:13	+0
2	358	<b>BANGMA Tristan</b> BOS Patrick	B PLT	NED NED	3:05:01	+5:48
3	354	<b>LLOVERAS Alexandre</b> ERMENAUULT Corentin	B PLT	FRA FRA	3:06:14	+7:01
4	353	<b>VENGE BALBOA Christian</b> MARTIN INFANTE Noel	B PLT	ESP ESP	3:07:25	+8:12
5	352	<b>BELLIDO GUERRERO Adolfo</b> TERUEL ROVIRA Eloy	B PLT	ESP ESP	3:09:03	+9:50
6	351	<b>GOMEZ Maximiliano Ramon</b> TOLOSA Sebastian Jose	B PLT	ARG ARG	-1LAP	
7	360	<b>PETROVIC Milan</b> SMELCEROVIC Goran	B PLT	SRB SRB	-1LAP	
8	356	<b>OCELKA Robert</b> NAGY Gergely	B PLT	HUN HUN	-1LAP	
	357	<b>GORDON Martin</b> BYRNE Eamonn	B PLT	IRL IRL	DNF	
	355	<b>BATE Stephen</b> DUGGLEBY Adam	B PLT	GBR GBR	DNS	

Average Speed	Race Configuration	Total Race Distance
39.773km/h	9 laps of 13.2 Km	118.8km

Participants						Weather	Temperature (°C)
Entries / NPCs	Ranked	DNF	DSQ	DNS	DQB		
10 / 8	8	1	0	1	0	Partly cloudy	19

**Legend:**

<b>DNF</b> Did Not Finish	<b>DNS</b> Did Not Start	<b>DQB</b> Disqualified for unsportsmanlike behaviour
<b>DSQ</b> Disqualified	<b>LAP</b> Lapped	<b>PLT</b> Pilot



## Race Analysis

レース分析

After: Finish

Rank	Race Number	Name	Sport Class	NPC Code	Lap 1		Lap 2		Lap 3		Lap 4		Finish
					Lap 5	Lap 6	Lap 7	Lap 8					
1	359	ter SCHURE Vincent FRANSEN Timo	B M	NED NED	19:49 (3)	38:39 (1)	57:12 (1)	1:16:32 (1)	2:59:13				+0
					+0	+0	+0	+0					
					1:36:33 (1)	1:56:44 (1)	2:16:49 (1)	2:37:26 (1)					
					+0	+0	+0	+0					
2	358	BANGMA Tristan BOS Patrick	B M	NED NED	19:49 (1)	39:09 (4)	59:58 (5)	1:22:18 (5)	3:05:01				+5:48
					+0	+30	+2:46	+5:46					
					1:44:11 (5)	2:07:06 (5)	2:27:43 (2)	2:46:12 (2)					
					+7:38	+10:22	+10:54	+8:46					
3	354	LLOVERAS Alexandre ERMENAUULT Corentin	B M	FRA FRA	19:49 (2)	39:09 (2)	59:58 (3)	1:22:18 (2)	3:06:14				+7:01
					+0	+30	+2:46	+5:46					
					1:44:11 (3)	2:07:06 (2)	2:27:58 (3)	2:47:06 (3)					
					+7:38	+10:22	+11:09	+9:40					
4	353	VENGE BALBOA Christian B MARTIN INFANTE Noel	B M	ESP ESP	20:35 (6)	39:32 (5)	59:58 (4)	1:22:18 (3)	3:07:25				+8:12
					+46	+53	+2:46	+5:46					
					1:44:11 (2)	2:07:06 (4)	2:27:58 (4)	2:47:46 (4)					
					+7:38	+10:22	+11:09	+10:20					
5	352	BELLIDO GUERRERO Adolfo TERUEL ROVIRA Eloy	B M	ESP ESP	19:49 (4)	39:09 (3)	59:58 (2)	1:22:18 (4)	3:09:03				+9:50
					+0	+30	+2:46	+5:46					
					1:44:11 (4)	2:07:06 (3)	2:28:22 (5)	2:48:16 (5)					
					+7:38	+10:22	+11:33	+10:50					
6	351	GOMEZ Maximiliano Ramon TOLOSA Sebastian Jose	B M	ARG ARG	20:23 (5)	42:04 (6)	1:04:06 (6)	1:26:23 (6)	-1LAP				
					+34	+3:25	+6:54	+9:51					
					1:49:04 (6)	2:12:09 (6)	2:35:53 (6)	2:59:20 (6)					
					+12:31	+15:25	+19:04	+21:54					
7	360	PETROVIC Milan SMELCEROVIC Goran	B M	SRB SRB	21:07 (7)	42:38 (7)	1:04:48 (7)	1:27:15 (7)	-1LAP				
					+1:18	+3:59	+7:36	+10:43					
					1:50:07 (7)	2:13:02 (7)	2:36:11 (7)	2:59:23 (7)					
					+13:34	+16:18	+19:22	+21:57					
8	356	OCELKA Robert NAGY Gergely	B M	HUN HUN	22:47 (8)	46:29 (8)	1:10:50 (8)	1:35:14 (8)	-1LAP				
					+2:58	+7:50	+13:38	+18:42					
					2:00:19 (8)	2:25:59 (8)	2:53:46 (8)	3:20:34 (8)					
					+23:46	+29:15	+36:57	+43:08					
	357	GORDON Martin BYRNE Eamonn	B M	IRL IRL									DNF
	355	BATE Stephen DUGGLEBY Adam	B M	GBR GBR									DNS



## Race Analysis

レース分析

After: Finish

Rank	Race Number	Name	Sport Class	NPC Code	Lap 1 Lap 5	Lap 2 Lap 6	Lap 3 Lap 7	Lap 4 Lap 8	Finish
------	-------------	------	-------------	----------	----------------	----------------	----------------	----------------	--------

Timing Point	Lap 1	Lap 2	Lap 3	Lap 4	Lap 5	Lap 6	Lap 7	Lap 8	Lap 9
Race Distance	13.2km	26.4km	39.6km	52.8km	66.0km	79.2km	92.4km	105.6km	118.8km

**Note:**

Intermediate (lap) times are information recorded from transponders. Final time used for ranking at the end of the race is determined with photo-finish for all riders.

**Legend:**

**DNF** Did Not Finish      **DNS** Did Not Start      **LAP** Lapped

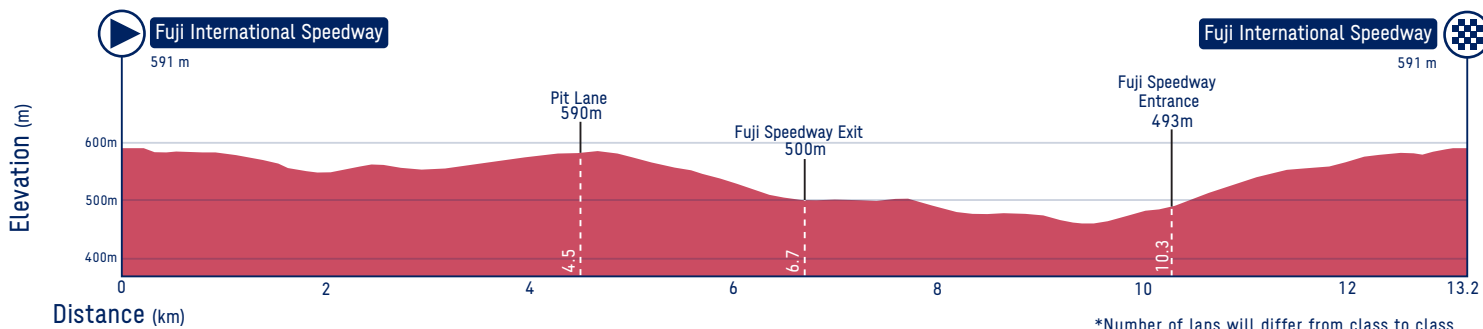
# Paralympic Road Race (Men/Women):B,H1-5,T1-2,C1-5



500m

This map is based on the 1:25,000 Scale Topographic Map published by Geospatial Information Authority of Japan with its approval under the article 30 of The Survey Act. (Approval Number JYOU-SHI No.444-620 2017)  
 This map is based on the Digital Map 50m Grid (Elevation) published by Geospatial Information Authority of Japan with its approval under the article 30 of The Survey Act.(Approval Number JYOU-SHI No. 445-337 2017)

Elevation (m) 0 400 500 600 700 800



\*Number of laps will differ from class to class.



## Start List

スタートリスト

Race Number	Name	Sport Class	NPC Code	Date of Birth
271	EGGER Elisabeth	H3	AUT	7 JUN 1996
272	MARTINS MALAVAZZI Jady	H3	BRA	7 SEP 1994
273	ANTOSOVA Katerina	H3	CZE	2 FEB 1965
274	ZEYEN Annika	H3	GER	17 FEB 1985
275	ALBERTSDOTTIR Arna	H3	ISL	8 JUN 1990
276	PORCELLATO Francesca	H3	ITA	5 SEP 1970
277	LEE Gyeonghwa	H3	KOR	24 SEP 1972
278	KALUZA Renata	H3	POL	28 APR 1981
279	OROSZOVA Anna	H3	SVK	23 MAR 1963
280	DANA Alicia	H3	USA	12 FEB 1969
281	LEE Doyeon	H4	KOR	9 JAN 1972
282	JANSEN Jennette	H4	NED	17 APR 1968
283	TANGEN Suzanna	H4	NOR	27 APR 1989
284	MOSHKOVICH Svetlana	H4	RPC	4 JUN 1983
285	GRAF Sandra	H4	SUI	9 DEC 1969
286	STOCKLI Sandra	H4	SUI	29 AUG 1985

Entries / NPCs	Race Configuration			Total Race Distance
16 / 14	2 laps of 13.2 Km			26.4km
<b>Helmet Colour:</b>	H3 Women = Yellow	H4 Women = Yellow		



## Results

結果

Rank	Race Number	Name	Sport Class	NPC Code	Final Time	Time Behind
1	282	JANSEN Jennette	H4	NED	56:15	+0
2	274	ZEYEN Annika	H3	GER	56:21	+6
3	280	DANA Alicia	H3	USA	56:24	+9
4	284	MOSHKOVICH Svetlana	H4	RPC	57:47	+1:32
5	278	KALUZA Renata	H3	POL	"	"
6	273	ANTOSOVA Katerina	H3	CZE	59:37	+3:22
7	276	PORCELLATO Francesca	H3	ITA	59:45	+3:30
8	279	OROSZOVA Anna	H3	SVK	59:48	+3:33
9	286	STOCKLI Sandra	H4	SUI	59:49	+3:34
10	281	LEE Doyeon	H4	KOR	1:00:34	+4:19
11	285	GRAF Sandra	H4	SUI	1:03:53	+7:38
12	283	TANGEN Suzanna	H4	NOR	1:06:38	+10:23
13	272	MARTINS MALAVAZZI Jady	H3	BRA	1:06:43	+10:28
14	277	LEE Gyeonghwa	H3	KOR	1:15:28	+19:13
15	275	ALBERTSDOTTIR Arna	H3	ISL	1:22:04	+25:49
	271	EGGER Elisabeth	H3	AUT	DNF	

Average Speed	Race Configuration	Total Race Distance
28.160km/h	2 laps of 13.2 Km	26.4km

Participants						Weather	Temperature (°C)
Entries / NPCs	Ranked	DNF	DSQ	DNS	DQB		
16 / 14	15	1	0	0	0	Partly cloudy	24

Legend:			
<b>DNF</b>	Did Not Finish	<b>DNS</b>	Did Not Start
<b>DSQ</b>	Disqualified	<b>DQB</b>	Disqualified for unsportsmanlike behaviour



## Race Analysis

レース分析

After: Finish

Rank	Race Number	Name	Sport Class	NPC Code	Lap 1	Finish
1	282	JANSEN Jennette	H4	NED	28:06 (2) +0	56:15 +0
2	274	ZEYEN Annika	H3	GER	28:08 (3) +2	56:21 +6
3	280	DANA Alicia	H3	USA	28:06 (1) +0	56:24 +9
4	284	MOSHKOVICH Svetlana	H4	RPC	28:40 (5) +34	57:47 +1:32
5	278	KALUZA Renata	H3	POL	28:40 (4) +34	57:47 +1:32
6	273	ANTOSOVA Katerina	H3	CZE	29:21 (7) +1:15	59:37 +3:22
7	276	PORCELLATO Francesca	H3	ITA	29:21 (6) +1:15	59:45 +3:30
8	279	OROSZOVA Anna	H3	SVK	29:21 (8) +1:15	59:48 +3:33
9	286	STOCKLI Sandra	H4	SUI	29:32 (9) +1:26	59:49 +3:34
10	281	LEE Doyeon	H4	KOR	29:52 (11) +1:46	1:00:34 +4:19
11	285	GRAF Sandra	H4	SUI	29:39 (10) +1:33	1:03:53 +7:38
12	283	TANGEN Suzanna	H4	NOR	31:37 (13) +3:31	1:06:38 +10:23
13	272	MARTINS MALAVAZZI Jady	H3	BRA	31:37 (12) +3:31	1:06:43 +10:28
14	277	LEE Gyeonghwa	H3	KOR	37:50 (14) +9:44	1:15:28 +19:13
15	275	ALBERTSDOTTIR Arna	H3	ISL	39:53 (15) +11:47	1:22:04 +25:49
	271	EGGER Elisabeth	H3	AUT		DNF

Timing Point	Lap 1	Lap 2
Race Distance	13.2km	26.4km

**Note:**

Intermediate (lap) times are information recorded from transponders. Final time used for ranking at the end of the race is determined with photo-finish for all riders.

**Legend:**

DNF Did Not Finish

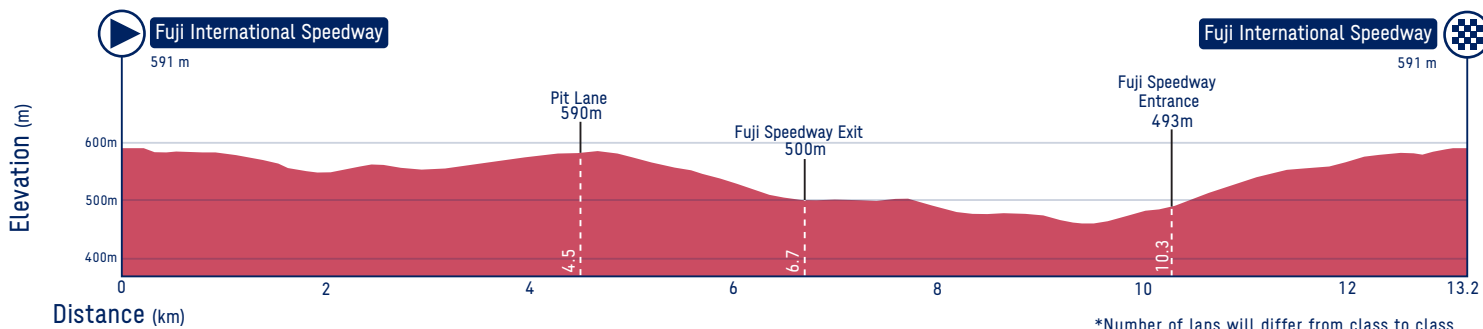
# Paralympic Road Race (Men/Women):B,H1-5,T1-2,C1-5



500m

This map is based on the 1:25,000 Scale Topographic Map published by Geospatial Information Authority of Japan with its approval under the article 30 of The Survey Act. (Approval Number JYOU-SHI No.444-620 2017)  
 This map is based on the Digital Map 50m Grid (Elevation) published by Geospatial Information Authority of Japan with its approval under the article 30 of The Survey Act.(Approval Number JYOU-SHI No. 445-337 2017)

Elevation (m) 0 400 500 600 700 800



\*Number of laps will differ from class to class.





## Start List

スタートリスト

Race Number	Name	Sport Class	NPC Code	Date of Birth
31	SUN Bianbian	H5	CHN	27 JUL 1988
32	ESKAU Andrea	H5	GER	21 MAR 1971
33	AERE Katia	H5	ITA	28 AUG 1971
34	VITELARU Ana Maria	H5	ITA	30 MAR 1983
35	HAENEN Chantal	H5	NED	22 APR 1997
36	MASTERS Oksana	H5	USA	19 JUN 1989

Entries / NPCs	Race Configuration			Total Race Distance
6 / 5	5 laps of 13.2 Km			66.0km
Helmet Colour:	H5 Women = White			



## Results

結果

Rank	Race Number	Name	Sport Class	NPC Code	Final Time	Time Behind
1	36	MASTERS Oksana	H5	USA	2:23:39	+0
2	31	SUN Bianbian	H5	CHN	2:26:50	+3:11
3	33	AERE Katia	H5	ITA	2:28:11	+4:32
4	32	ESKAU Andrea	H5	GER	2:47:25	+23:46
	35	HAENEN Chantal	H5	NED	DNF	
	34	VITELARU Ana Maria	H5	ITA	DNF	

Average Speed	Race Configuration	Total Race Distance
27.567km/h	5 laps of 13.2 Km	66.0km

Participants						Weather	Temperature (°C)
Entries / NPCs	Ranked	DNF	DSQ	DNS	DQB		
6 / 5	4	2	0	0	0	Partly cloudy	24

**Legend:**

**DNF** Did Not Finish      **DNS** Did Not Start      **DQB** Disqualified for unsportsmanlike behaviour  
**DSQ** Disqualified



## Race Analysis

レース分析

After: Finish

Rank	Race Number	Name	Sport Class	NPC Code	Lap 1	Lap 2	Lap 3	Lap 4	Finish
1	36	MASTERS Oksana	H5	USA	28:42 (1) +0	56:00 (2) +0	1:25:30 (2) +0	1:54:00 (1) +0	<b>2:23:39</b> <b>+0</b>
2	31	SUN Bianbian	H5	CHN	28:42 (2) +0	56:00 (1) +0	1:25:30 (1) +0	1:55:22 (2) +1:22	<b>2:26:50</b> <b>+3:11</b>
3	33	AERE Katia	H5	ITA	28:56 (5) +14	57:32 (3) +1:32	1:26:39 (3) +1:09	1:57:17 (3) +3:17	<b>2:28:11</b> <b>+4:32</b>
4	32	ESKAU Andrea	H5	GER	29:57 (6) +1:15	1:04:29 (5) +8:29	1:39:07 (5) +13:37	2:12:10 (5) +18:10	<b>2:47:25</b> <b>+23:46</b>
	35	HAENEN Chantal	H5	NED	28:49 (4) +7	58:42 (4) +2:42	1:35:35 (4) +10:05	2:14:48 (4) +20:48	<b>DNF</b>
	34	VITELARU Ana Maria	H5	ITA	28:49 (3) +7				<b>DNF</b>

Timing Point	Lap 1	Lap 2	Lap 3	Lap 4	Lap 5
Race Distance	13.2km	26.4km	39.6km	52.8km	66.0km

**Note:**

Intermediate (lap) times are information recorded from transponders. Final time used for ranking at the end of the race is determined with photo-finish for all riders.

**Legend:**

**DNF** Did Not Finish

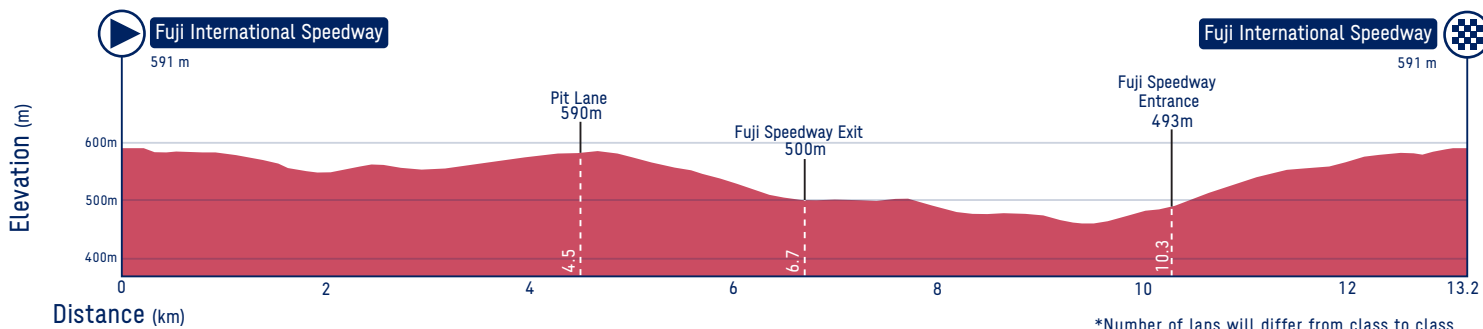
# Paralympic Road Race (Men/Women):B,H1-5,T1-2,C1-5



500m

This map is based on the 1:25,000 Scale Topographic Map published by Geospatial Information Authority of Japan with its approval under the article 30 of The Survey Act. (Approval Number JYOU-SHI No.444-620 2017)  
 This map is based on the Digital Map 50m Grid (Elevation) published by Geospatial Information Authority of Japan with its approval under the article 30 of The Survey Act.(Approval Number JYOU-SHI No. 445-337 2017)

Elevation (m) 0 400 500 600 700 800



\*Number of laps will differ from class to class.



## Start List

### スタートリスト

Race Number	Name	Sport Class	NPC Code	Date of Birth
291	QIAN Wangwei	C1	CHN	24 SEP 1994
292	ZENG Sini	C2	CHN	3 JAN 1988
293	MUNEVAR FLOREZ Daniela Carolina	C2	COL	18 JUL 1995
294	MARZINKE Yvonne	C2	AUT	15 JUN 1976
295	FUJII Miho	C2	JPN	31 OCT 1994
296	ELLINGTON Sarah	C2	NZL	1 NOV 1989
297	GRECO Paige	C3	AUS	19 FEB 1997
298	WANG Xiaomei	C3	CHN	20 AUG 2000
299	MARC Elise	C3	FRA	25 OCT 1987
300	SCHINDLER Denise	C3	GER	9 NOV 1985
301	TIMOTHY Richael	C3	IRL	27 APR 1995
302	SUGIURA Keiko	C3	JPN	26 DEC 1970
303	BECK Anna	C3	SWE	24 NOV 1979
304	BROWN Clara	C3	USA	3 NOV 1995
305	WHITMORE Jamie	C3	USA	4 MAY 1976

Entries / NPCs	Race Configuration			Total Race Distance
15 / 11	3 laps of 13.2 Km			39.6km
<b>Helmet Colour:</b>	C1 Women = Yellow	C2 Women = Yellow	C3 Women = Yellow	



## Results

結果

Rank	Race Number	Name	Sport Class	NPC Code	Final Time	Time Behind
1	302	SUGIURA Keiko	C3	JPN	1:12:55	+0
2	303	BECK Anna	C3	SWE	1:13:11	+16
3	297	GRECO Paige	C3	AUS	"	"
4	298	WANG Xiaomei	C3	CHN	"	"
5	300	SCHINDLER Denise	C3	GER	1:15:38	+2:43
6	304	BROWN Clara	C3	USA	"	"
7	305	WHITMORE Jamie	C3	USA	"	"
8	293	MUNEVAR FLOREZ Daniela Carolina	C2	COL	"	"
9	292	ZENG Sini	C2	CHN	1:16:09	+3:14
10	299	MARC Elise	C3	FRA	1:17:42	+4:47
11	301	TIMOTHY Richael	C3	IRL	1:21:22	+8:27
12	296	ELLINGTON Sarah	C2	NZL	1:21:23	+8:28
13	291	QIAN Wangwei	C1	CHN	1:24:51	+11:56
14	294	MARZINKE Yvonne	C2	AUT	1:25:42	+12:47
15	295	FUJII Miho	C2	JPN	1:37:24	+24:29

Average Speed	Race Configuration	Total Race Distance
32.585km/h	3 laps of 13.2 Km	39.6km

Participants						Weather	Temperature (°C)
Entries / NPCs	Ranked	DNF	DSQ	DNS	DQB		
15 / 11	15	0	0	0	0	Overcast	19

**Legend:**

**DNF** Did Not Finish      **DNS** Did Not Start      **DQB** Disqualified for unsportsmanlike behaviour  
**DSQ** Disqualified



## Race Analysis

### レース分析

#### After: Finish

Rank	Race Number	Name	Sport Class	NPC Code	Lap 1	Lap 2	Finish
1	302	SUGIURA Keiko	C3	JPN	25:49 (3) +0	49:32 (3) +0	1:12:55 +0
2	303	BECK Anna	C3	SWE	25:49 (7) +0	49:52 (5) +20	1:13:11 +16
3	297	GRECO Paige	C3	AUS	25:49 (6) +0	49:32 (2) +0	1:13:11 +16
4	298	WANG Xiaomei	C3	CHN	25:49 (4) +0	49:32 (1) +0	1:13:11 +16
5	300	SCHINDLER Denise	C3	GER	25:49 (2) +0	50:11 (8) +39	1:15:38 +2:43
6	304	BROWN Clara	C3	USA	25:49 (5) +0	49:40 (4) +8	1:15:38 +2:43
7	305	WHITMORE Jamie	C3	USA	25:49 (9) +0	50:08 (7) +36	1:15:38 +2:43
8	293	MUNEVAR FLOREZ Daniela Carolina	C2	COL	25:49 (8) +0	50:08 (6) +36	1:15:38 +2:43
9	292	ZENG Sini	C2	CHN	25:49 (1) +0	51:40 (10) +2:08	1:16:09 +3:14
10	299	MARC Elise	C3	FRA	25:58 (10) +9	51:30 (9) +1:58	1:17:42 +4:47
11	301	TIMOTHY Richael	C3	IRL	26:12 (12) +23	53:06 (11) +3:34	1:21:22 +8:27
12	296	ELLINGTON Sarah	C2	NZL	26:12 (11) +23	53:06 (12) +3:34	1:21:23 +8:28
13	291	QIAN Wangwei	C1	CHN	27:32 (14) +1:43	55:48 (13) +6:16	1:24:51 +11:56
14	294	MARZINKE Yvonne	C2	AUT	27:14 (13) +1:25	56:12 (14) +6:40	1:25:42 +12:47
15	295	FUJII Miho	C2	JPN	31:06 (15) +5:17	1:04:32 (15) +15:00	1:37:24 +24:29

Timing Point	Lap 1	Lap 2	Lap 3
Race Distance	13.2km	26.4km	39.6km

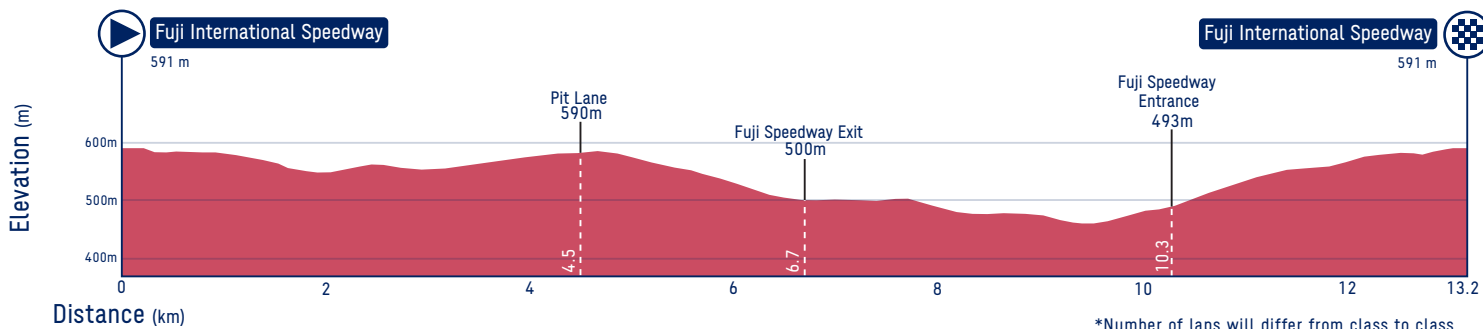
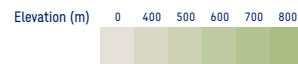
**Note:**

Intermediate (lap) times are information recorded from transponders. Final time used for ranking at the end of the race is determined with photo-finish for all riders.

# Paralympic Road Race (Men/Women):B,H1-5,T1-2,C1-5



This map is based on the 1:25,000 Scale Topographic Map published by Geospatial Information Authority of Japan with its approval under the article 30 of The Survey Act. (Approval Number JYOU-SHI No.444-620 2017)  
 This map is based on the Digital Map 50m Grid (Elevation) published by Geospatial Information Authority of Japan with its approval under the article 30 of The Survey Act.(Approval Number JYOU-SHI No. 445-337 2017)



\*Number of laps will differ from class to class.





## Start List

### スタートリスト

Race Number	Name	Sport Class	NPC Code	Date of Birth
41	LEMON Meg	C4	AUS	5 OCT 1989
42	PETRICOLA Emily	C4	AUS	24 APR 1980
43	SHAW Keely	C4	CAN	18 JUL 1994
44	RUAN Jianping	C4	CHN	19 DEC 1984
45	ALENCON Katell	C4	FRA	9 OCT 1986
47	MORELLI Shawn	C4	USA	29 MAR 1976
48	MONTENEGRO BATISTA LINS Ana Raquel	C5	BRA	11 MAR 1991
49	OSSA VELOZA Paula Andrea	C5	COL	25 MAR 1992
50	DELGADO Mariela	C5	ARG	26 JUL 1986
51	PATOUILLET Marie	C5	FRA	7 AUG 1988
52	LANE-WRIGHT Crystal	C5	GBR	13 SEP 1985
53	STOREY Sarah	C5	GBR	26 OCT 1977
54	BRACHTENDORF Kerstin	C5	GER	22 MAY 1972
55	MURRAY Nicole	C5	NZL	13 OCT 1992
56	PUNINA Alina	C5	RPC	19 MAR 2001

Entries / NPCs	Race Configuration			Total Race Distance
15 / 12	6 laps of 13.2 Km			79.2km
<b>Helmet Colour:</b>	C4 Women = White	C5 Women = White		



## Results

結果

Rank	Race Number	Name	Sport Class	NPC Code	Final Time	Time Behind
1	53	STOREY Sarah	C5	GBR	2:21:51	+0
2	52	LANE-WRIGHT Crystal	C5	GBR	2:21:58	+7
3	51	PATOUILLET Marie	C5	FRA	2:23:49	+1:58
4	49	OSSA VELOZA Paula Andrea	C5	COL	"	"
5	54	BRACHTENDORF Kerstin	C5	GER	2:24:16	+2:25
6	55	MURRAY Nicole	C5	NZL	2:25:27	+3:36
7	50	DELGADO Mariela	C5	ARG	2:31:14	+9:23
8	41	LEMON Meg	C4	AUS	2:31:17	+9:26
9	47	MORELLI Shawn	C4	USA	2:31:21	+9:30
10	42	PETRICOLA Emily	C4	AUS	2:32:58	+11:07
11	56	PUNINA Alina	C5	RPC	2:46:38	+24:47
12	44	RUAN Jianping	C4	CHN	-1LAP	
13	43	SHAW Keely	C4	CAN	-1LAP	
14	48	MONTENEGRO BATISTA LINS Ana Raquel	C5	BRA	-1LAP	
	45	ALENCON Katell	C4	FRA	DNF	

Average Speed	Race Configuration	Total Race Distance
33.500km/h	6 laps of 13.2 Km	79.2km

Participants						Weather	Temperature (°C)
Entries / NPCs	Ranked	DNF	DSQ	DNS	DQB		
15 / 12	14	1	0	0	0	Partly cloudy	18

**Legend:**

**DNF** Did Not Finish      **DNS** Did Not Start      **DQB** Disqualified for unsportsmanlike behaviour  
**DSQ** Disqualified      **LAP** Lapped



## Race Analysis

レース分析

After: Finish

Rank	Race Number	Name	Sport Class	NPC Code	Lap 1 Lap 5	Lap 2	Lap 3	Lap 4	Finish
1	53	STOREY Sarah	C5	GBR	23:26 (3) +6 2:00:02 (1) +0	47:24 (2) +25	1:11:43 (2) +1:05	1:36:10 (2) +1:15	<b>2:21:51</b> <b>+0</b>
2	52	LANE-WRIGHT Crystal	C5	GBR	23:26 (4) +6 2:00:02 (3) +0	47:24 (3) +25	1:11:43 (3) +1:05	1:36:10 (3) +1:15	<b>2:21:58</b> <b>+7</b>
3	51	PATOUILLET Marie	C5	FRA	23:20 (1) +0 2:00:02 (5) +0	47:24 (5) +25	1:11:43 (5) +1:05	1:36:10 (5) +1:15	<b>2:23:49</b> <b>+1:58</b>
4	49	OSSA VELOZA Paula Andrea	C5	COL	23:26 (5) +6 2:00:02 (4) +0	47:24 (4) +25	1:11:43 (4) +1:05	1:36:10 (4) +1:15	<b>2:23:49</b> <b>+1:58</b>
5	54	BRACHTENDORF Kerstin	C5	GER	23:20 (2) +0 2:00:02 (2) +0	46:59 (1) +0	1:10:38 (1) +0	1:34:55 (1) +0	<b>2:24:16</b> <b>+2:25</b>
6	55	MURRAY Nicole	C5	NZL	23:26 (6) +6 2:00:30 (6) +28	47:24 (6) +25	1:11:43 (6) +1:05	1:36:10 (6) +1:15	<b>2:25:27</b> <b>+3:36</b>
7	50	DELGADO Mariela	C5	ARG	24:10 (10) +50 2:06:29 (8) +6:27	49:23 (8) +2:24	1:14:30 (8) +3:52	1:40:22 (8) +5:27	<b>2:31:14</b> <b>+9:23</b>
8	41	LEMON Meg	C4	AUS	24:10 (9) +50 2:06:29 (10) +6:27	49:23 (10) +2:24	1:14:30 (10) +3:52	1:40:22 (7) +5:27	<b>2:31:17</b> <b>+9:26</b>
9	47	MORELLI Shawn	C4	USA	23:59 (7) +39 2:06:29 (7) +6:27	49:23 (9) +2:24	1:14:30 (7) +3:52	1:40:22 (10) +5:27	<b>2:31:21</b> <b>+9:30</b>
10	42	PETRICOLA Emily	C4	AUS	24:10 (8) +50 2:06:29 (9) +6:27	49:23 (7) +2:24	1:14:30 (9) +3:52	1:40:22 (9) +5:27	<b>2:32:58</b> <b>+11:07</b>
11	56	PUNINA Alina	C5	RPC	24:10 (11) +50 2:17:36 (11) +17:34	52:32 (11) +5:33	1:20:24 (11) +9:46	1:48:33 (11) +13:38	<b>2:46:38</b> <b>+24:47</b>



## Race Analysis

レース分析

After: Finish

Rank	Race Number	Name	Sport Class	NPC Code	Lap 1 Lap 5	Lap 2	Lap 3	Lap 4	Finish
12	44	RUAN Jianping	C4	CHN	25:49 (13) +2:29 2:22:52 (12) +22:50	55:07 (12) +8:08	1:22:12 (12) +11:34	1:51:03 (12) +16:08	0:00
13	43	SHAW Keely	C4	CAN	26:43 (14) +3:23 2:24:26 (13) +24:24	55:07 (13) +8:08	1:24:13 (13) +13:35	1:54:19 (13) +19:24	0:00
14	48	MONTENEGRO BATISTA LINS Ana Raquel	C5	BRA	32:16 (15) +8:56 2:52:16 (14) +52:14	1:06:26 (14) +19:27	1:41:22 (14) +30:44	2:17:34 (14) +42:39	0:00
	45	ALENCON Katell	C4	FRA	25:03 (12) +1:43				DNF

Timing Point	Lap 1	Lap 2	Lap 3	Lap 4	Lap 5	Lap 6
Race Distance	13.2km	26.4km	39.6km	52.8km	66.0km	79.2km

**Note:**

Intermediate (lap) times are information recorded from transponders. Final time used for ranking at the end of the race is determined with photo-finish for all riders.

**Legend:**

**DNF** Did Not Finish      **LAP** Lapped

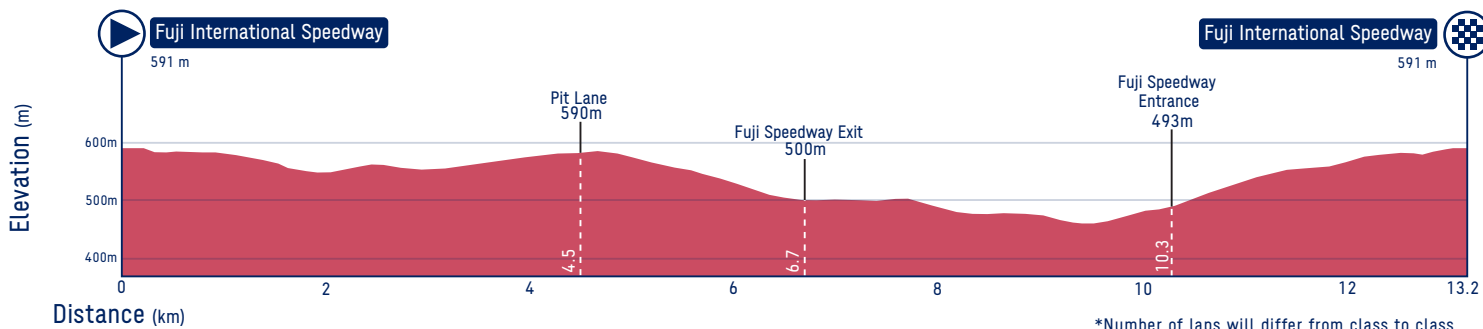
# Paralympic Road Race (Men/Women):B,H1-5,T1-2,C1-5



500m

This map is based on the 1:25,000 Scale Topographic Map published by Geospatial Information Authority of Japan with its approval under the article 30 of The Survey Act. (Approval Number JYOU-SHI No.444-620 2017)  
 This map is based on the Digital Map 50m Grid (Elevation) published by Geospatial Information Authority of Japan with its approval under the article 30 of The Survey Act.(Approval Number JYOU-SHI No. 445-337 2017)

Elevation (m) 0 400 500 600 700 800



\*Number of laps will differ from class to class.



## Start List

### スタートリスト

Race Number	Name	Sport Class	NPC Code	Date of Birth
371	COOKE Carol	T2	AUS	6 AUG 1961
372	CROTEAU Marie-Eve	T2	CAN	19 JUN 1979
373	GAUTIER Shelley	T1	CAN	31 OCT 1968
374	DREOCK KAESER Angelika	T2	GER	2 MAR 1967
375	MAJUNKE Jana	T2	GER	21 AUG 1990
376	MALZBENDER Eltje	T1	NZL	15 MAY 1962
377	SIBAGATOVA Yulia	T1	RPC	23 JUL 1983
378	MOULD Toni	T1	RSA	8 DEC 1983
379	SEREDA Monica	T2	USA	13 JUL 1967
380	WALSH Jill	T2	USA	19 JUN 1963
381	EL LATIF Aikaterini	T2	GRE	10 MAY 1982

Entries / NPCs	Race Configuration			Total Race Distance
11 / 8	2 laps of 13.2 Km			26.4km
<b>Helmet Colour:</b>	T1 Women = Yellow	T2 Women = Yellow		



## Results

結果

Rank	Race Number	Name	Sport Class	NPC Code	Final Time	Time Behind
1	375	MAJUNKE Jana	T2	GER	1:00:58	+0
2	374	DREOCK KAESER Angelika	T2	GER	1:03:40	+2:42
3	380	WALSH Jill	T2	USA	1:05:48	+4:50
4	379	SEREDA Monica	T2	USA	1:07:32	+6:34
5	373	GAUTIER Shelley	T1	CAN	1:24:48	+23:50
6	381	EL LATIF Aikaterini	T2	GRE	1:32:08	+31:10
7	377	SIBAGATOVA Yulia	T1	RPC	1:40:22	+39:24
8	378	MOULD Toni	T1	RSA	1:52:17	+51:19
	371	COOKE Carol	T2	AUS	DNF	
	372	CROTEAU Marie-Eve	T2	CAN	DNF	
	376	MALZBENDER Eltje	T1	NZL	DNF	

Average Speed	Race Configuration	Total Race Distance
25.981km/h	2 laps of 13.2 Km	26.4km

Participants						Weather	Temperature (°C)
Entries / NPCs	Ranked	DNF	DSQ	DNS	DQB		
11 / 8	8	3	0	0	0	Overcast	18

**Legend:**

**DNF** Did Not Finish      **DNS** Did Not Start      **DQB** Disqualified for unsportsmanlike behaviour  
**DSQ** Disqualified



## Race Analysis

レース分析

After: Finish

Rank	Race Number	Name	Sport Class	NPC Code	Lap 1	Finish
1	375	MAJUNKE Jana	T2	GER	29:38 (1) +0	1:00:58 +0
2	374	DREOCK KAESER Angelika	T2	GER	30:57 (2) +1:19	1:03:40 +2:42
3	380	WALSH Jill	T2	USA	32:08 (3) +2:30	1:05:48 +4:50
4	379	SEREDA Monica	T2	USA	32:33 (4) +2:55	1:07:32 +6:34
5	373	GAUTIER Shelley	T1	CAN	40:36 (5) +10:58	1:24:48 +23:50
6	381	EL LATIF Aikaterini	T2	GRE	46:13 (6) +16:35	1:32:08 +31:10
7	377	SIBAGATOVA Yulia	T1	RPC	51:22 (7) +21:44	1:40:22 +39:24
8	378	MOULD Toni	T1	RSA	54:17 (8) +24:39	1:52:17 +51:19
	371	COOKE Carol	T2	AUS		DNF
	372	CROTEAU Marie-Eve	T2	CAN		DNF
	376	MALZBENDER Eltje	T1	NZL		DNF

Timing Point	Lap 1	Lap 2
Race Distance	13.2km	26.4km

**Note:**

Intermediate (lap) times are information recorded from transponders. Final time used for ranking at the end of the race is determined with photo-finish for all riders.

**Legend:**

DNF Did Not Finish



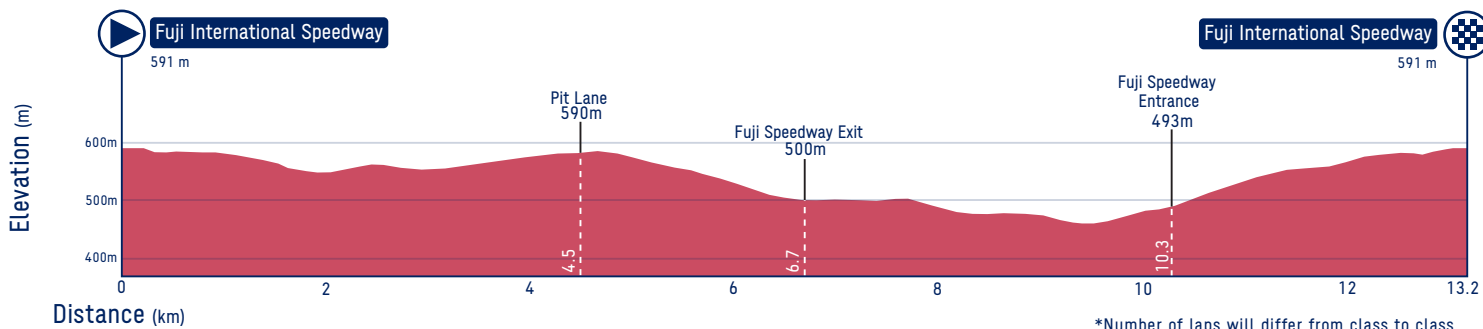
# Paralympic Road Race (Men/Women):B,H1-5,T1-2,C1-5



500m

This map is based on the 1:25,000 Scale Topographic Map published by Geospatial Information Authority of Japan with its approval under the article 30 of The Survey Act. (Approval Number JYOU-SHI No.444-620 2017)  
 This map is based on the Digital Map 50m Grid (Elevation) published by Geospatial Information Authority of Japan with its approval under the article 30 of The Survey Act.(Approval Number JYOU-SHI No. 445-337 2017)

Elevation (m) 0 400 500 600 700 800



\*Number of laps will differ from class to class.



## Start List

スタートリスト

Race Number	Name	Sport Class	NPC Code	Date of Birth
91	HOET Griet	B	BEL	12 JUN 1978
	MONSIEUR Anneleen	PLT		26 JAN 1978
92	FACHIE Lora	B	GBR	4 SEP 1988
	HALL Corrine	PLT		20 FEB 1991
93	UNWIN Sophie	B	GBR	23 JUL 1994
	HOLL Jenny	PLT		13 SEP 1999
94	DUNLEVY Katie-George	B	IRL	26 NOV 1981
	McCRYSTAL Eve	PLT		28 JUL 1978
96	KIRYLA Justyna	B	POL	11 OCT 1995
	TECLAW Aleksandra	PLT		23 MAY 1986
97	PUTYRA Dominika	B	POL	25 NOV 1985
	BANKOWSKA Ewa	PLT		25 SEP 1984
98	JANNERING Louise	B	SWE	8 JUL 1997
	SVAERDSTROEM Anna	PLT		11 MAY 1967

Entries / NPCs	Race Configuration	Total Race Distance
7 / 5	7 laps of 13.2 Km	92.4km
Helmet Colour:	B Women = White	

Legend:
PLT Pilot



## Results

結果

Rank	Race Number	Name	Sport Class	NPC Code	Final Time	Time Behind
1	94	<b>DUNLEVY Katie-George</b> McCRYSTAL Eve	B PLT	IRL IRL	2:35:53	+0
2	93	<b>UNWIN Sophie</b> HOLL Jenny	B PLT	GBR GBR	2:36:00	+7
3	98	<b>JANNERING Louise</b> SVAERDSTROEM Anna	B PLT	SWE SWE	"	"
4	96	<b>KIRYLA Justyna</b> TECLAW Aleksandra	B PLT	POL POL	2:39:22	+3:29
5	92	<b>FACHIE Lora</b> HALL Corrine	B PLT	GBR GBR	2:40:26	+4:33
6	97	<b>PUTYRA Dominika</b> BANKOWSKA Ewa	B PLT	POL POL	2:43:33	+7:40
	91	<b>HOET Griet</b> MONSIEUR Anneleen	B PLT	BEL BEL	DNF	

Average Speed	Race Configuration	Total Race Distance
35.565km/h	7 laps of 13.2 Km	92.4km

Participants						Weather	Temperature (°C)
Entries / NPCs	Ranked	DNF	DSQ	DNS	DQB		
7 / 5	6	1	0	0	0	Partly cloudy	19

**Legend:**

**DNF** Did Not Finish      **DNS** Did Not Start      **DQB** Disqualified for unsportsmanlike behaviour  
**DSQ** Disqualified      **PLT** Pilot



## Race Analysis

レース分析

After: Finish

Rank	Race Number	Name	Sport Class	NPC Code	Lap 1	Lap 2	Lap 3	Lap 4	Finish
					Lap 5	Lap 6			
1	94	<b>DUNLEVY Katie-George</b> McCRYSTAL Eve	B F	IRL IRL	22:01 (1) +0	43:49 (4) +0	1:06:56 (1) +0	1:28:54 (2) +0	<b>2:35:53</b> <b>+0</b>
2	93	<b>UNWIN Sophie</b> HOLL Jenny	B F	GBR GBR	22:01 (4) +0	43:49 (3) +0	1:06:56 (3) +0	1:28:54 (3) +0	<b>2:36:00</b> <b>+7</b>
3	98	<b>JANNERING Louise</b> SVAERDSTROEM Anna	B F	SWE SWE	22:01 (6) +0	43:49 (1) +0	1:06:56 (4) +0	1:28:54 (1) +0	<b>2:36:00</b> <b>+7</b>
4	96	<b>KIRYLA Justyna</b> TECLAW Aleksandra	B F	POL POL	22:01 (2) +0	43:49 (2) +0	1:06:56 (2) +0	1:30:00 (4) +1:06	<b>2:39:22</b> <b>+3:29</b>
5	92	<b>FACHIE Lora</b> HALL Corrine	B F	GBR GBR	24:15 (7) +2:14	45:47 (7) +1:58	1:07:53 (6) +57	1:30:03 (5) +1:09	<b>2:40:26</b> <b>+4:33</b>
6	97	<b>PUTYRA Dominika</b> BANKOWSKA Ewa	B F	POL POL	22:01 (3) +0	44:15 (5) +26	1:07:34 (5) +38	1:31:08 (6) +2:14	<b>2:43:33</b> <b>+7:40</b>
	91	<b>HOET Griet</b> MONSIEUR Anneleen	B F	BEL BEL	22:01 (5) +0	44:27 (6) +38	1:10:55 (7) +3:59		<b>DNF</b>

Timing Point	Lap 1	Lap 2	Lap 3	Lap 4	Lap 5	Lap 6	Lap 7
<b>Race Distance</b>	13.2km	26.4km	39.6km	52.8km	66.0km	79.2km	92.4km

**Note:**

Intermediate (lap) times are information recorded from transponders. Final time used for ranking at the end of the race is determined with photo-finish for all riders.

**Legend:**

**DNF** Did Not Finish

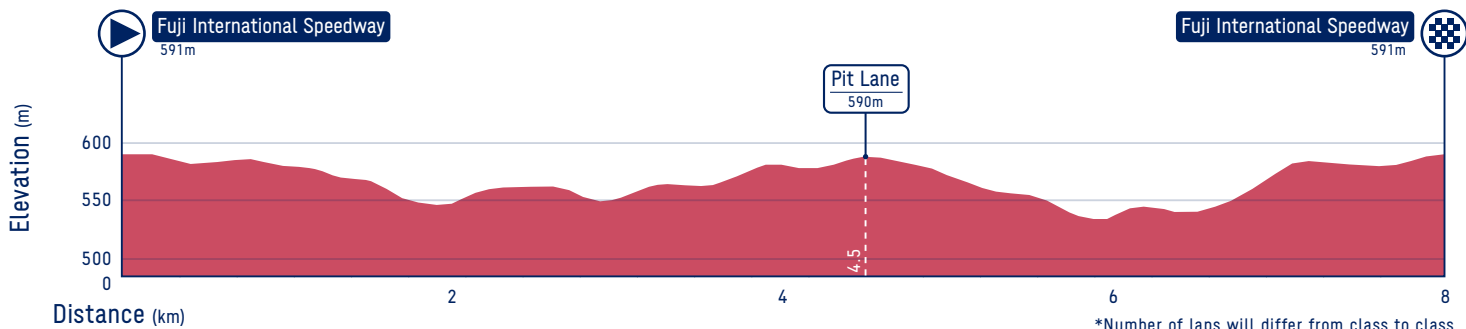
# Paralympic Time Trial (Men/Women):B,H1-5,T1-2,C1-5



300m

Elevation (m) 400 500 600 700 800

This map is based on the 1:25,000 Scale Topographic Map published by Geospatial Information Authority of Japan with its approval under the article 30 of The Survey Act. (Approval Number JYOU-SHI No.444-620 2017)  
This map is based on the Digital Map 50m Grid (Elevation) published by Geospatial Information Authority of Japan with its approval under the article 30 of The Survey Act.(Approval Number JYOU-SHI No. 445-337 2017)





## Start List

スタートリスト

Start Time	Race Number	Name	Sport Class	NPC Code	Date of Birth	Time
10:25:00	235	SOPANEN Harri	H1	FIN	19 MAR 1968	_____
10:26:00	231	BACHMAIER Ernst	H1	AUT	21 APR 1970	_____
10:27:00	234	POLVI Teppo	H1	FIN	20 APR 1975	_____
10:28:00	233	JAHODA Patrik	H1	CZE	26 JUN 1993	_____
10:29:00	232	HORDIES Maxime	H1	BEL	13 MAR 1996	_____
10:30:00	237	du PREEZ Nicolas Pieter	H1	RSA	14 JAN 1980	_____
10:31:00	236	CORNEGLIANI Fabrizio	H1	ITA	12 MAR 1969	_____

Entries / NPCs	Race Configuration			Total Race Distance
7 / 6	2 laps of 8 Km			16.0km
Helmet Colour:	H1 Men = None			



## Results

結果

Rank	Race Number	Name	Sport Class	NPC Code	Split 1 at 8km	Final Time	Time Behind	Average Speed
1	237	du PREEZ Nicolas Pieter	H1	RSA	21:31.79 (1)	<b>43:49.41 (1)</b> 22:17.62 (1)	+0.00	21.906
2	236	CORNEGLIANI Fabrizio	H1	ITA	21:59.29 (2)	<b>45:44.56 (2)</b> 23:45.27 (2)	+1:55.15	20.987
3	232	HORDIES Maxime	H1	BEL	23:14.42 (3)	<b>47:01.23 (3)</b> 23:46.81 (3)	+3:11.82	20.417
4	233	JAHODA Patrik	H1	CZE	25:41.71 (4)	<b>52:56.13 (4)</b> 27:14.42 (4)	+9:06.72	18.135
5	234	POLVI Teppo	H1	FIN	26:35.65 (5)	<b>56:29.24 (5)</b> 29:53.59 (5)	+12:39.8 <sub>3</sub>	16.995
	231	BACHMAIER Ernst	H1	AUT	28:12.75 (6)	<b>DNF</b>		
	235	SOPANEN Harri	H1	FIN	28:57.49 (7)	<b>DNF</b>		

Average Speed	Race Configuration	Total Race Distance
21.906km/h	2 laps of 8 Km	16.0km

Participants						Weather	Temperature (°C)
Entries / NPCs	Ranked	DNF	DSQ	DNS	DQB		
7 / 6	5	2	0	0	0	Sunny	23

**Note:**

All times shown are real times unless otherwise indicated.

**Legend:**

**DNF** Did Not Finish      **DNS** Did Not Start      **DQB** Disqualified for unsportsmanlike behaviour  
**DSQ** Disqualified

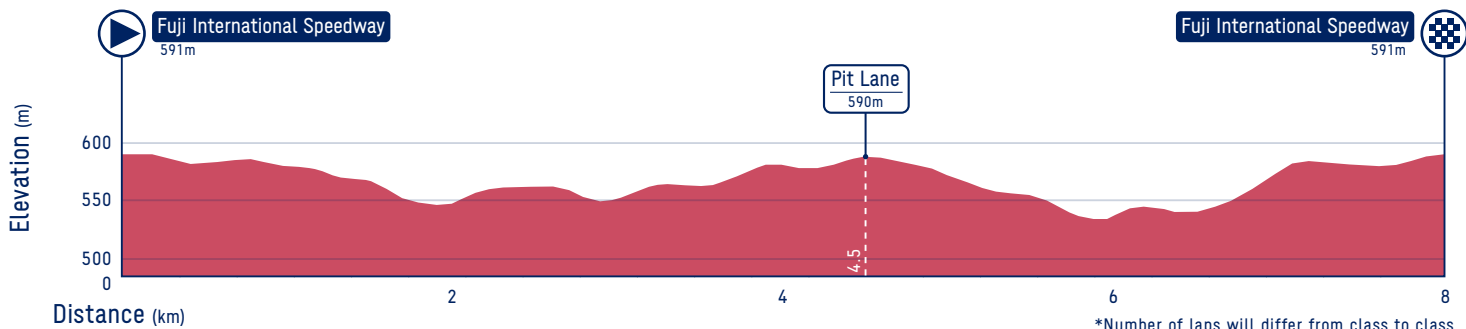
# Paralympic Time Trial (Men/Women):B,H1-5,T1-2,C1-5



300m

Elevation (m) 400 500 600 700 800

This map is based on the 1:25,000 Scale Topographic Map published by Geospatial Information Authority of Japan with its approval under the article 30 of The Survey Act. (Approval Number JYOU-SHI No.444-620 2017)  
This map is based on the Digital Map 50m Grid (Elevation) published by Geospatial Information Authority of Japan with its approval under the article 30 of The Survey Act.(Approval Number JYOU-SHI No. 445-337 2017)







## Start List

スタートリスト

Start Time	Race Number	Name	Sport Class	NPC Code	Date of Birth	Time
10:15:00	243	YANARUEDEE Phongchai	H2	THA	28 MAY 2000	_____
10:16:00	241	MEAD Rory	H2	NZL	31 JAN 1987	_____
10:17:00	244	GROULX William	H2	USA	11 MAR 1974	_____
10:18:00	242	FANKHAUSER Tobias	H2	SUI	9 NOV 1989	_____
10:19:00	239	JOUANNY Florian	H2	FRA	2 FEB 1992	_____
10:20:00	238	GARROTE MUNOZ Sergio	H2	ESP	27 JUL 1979	_____
10:21:00	240	MAZZONE Luca	H2	ITA	3 MAY 1971	_____

Entries / NPCs	Race Configuration			Total Race Distance
7 / 7	2 laps of 8 Km			16.0km
Helmet Colour:	H2 Men = None			



## Results

結果

Rank	Race Number	Name	Sport Class	NPC Code	Split 1 at 8km	Final Time	Time Behind	Average Speed
1	238	GARROTE MUNOZ Sergio	H2	ESP	15:29.15 (1)	<b>31:23.53</b> (1) 15:54.38 (2)	+0.00	30.581
2	240	MAZZONE Luca	H2	ITA	15:31.81 (2)	<b>31:23.79</b> (2) 15:51.98 (1)	+0.26	30.577
3	239	JOUANNY Florian	H2	FRA	16:18.45 (4)	<b>32:41.62</b> (3) 16:23.17 (3)	+1:18.09	29.363
4	244	GROULX William	H2	USA	15:59.81 (3)	<b>36:17.25</b> (4) 20:17.44 (5)	+4:53.72	26.455
5	241	MEAD Rory	H2	NZL	18:07.81 (5)	<b>36:53.78</b> (5) 18:45.97 (4)	+5:30.25	26.019
6	243	YANARUEDEE Phongchai	H2	THA	43:28.12 (7)	<b>1:30:40.98</b> (6) 47:12.86 (6)	+59:17.4 5	10.586
	242	FANKHAUSER Tobias	H2	SUI	21:08.59 (6)	<b>DNF</b>		

Average Speed	Race Configuration	Total Race Distance
30.581km/h	2 laps of 8 Km	16.0km

Participants						Weather	Temperature (°C)
Entries / NPCs	Ranked	DNF	DSQ	DNS	DQB		
7 / 7	6	1	0	0	0	Sunny	23

**Note:**  
All times shown are real times unless otherwise indicated.

**Legend:**  
**DNF** Did Not Finish      **DNS** Did Not Start      **DQB** Disqualified for unsportsmanlike behaviour  
**DSQ** Disqualified

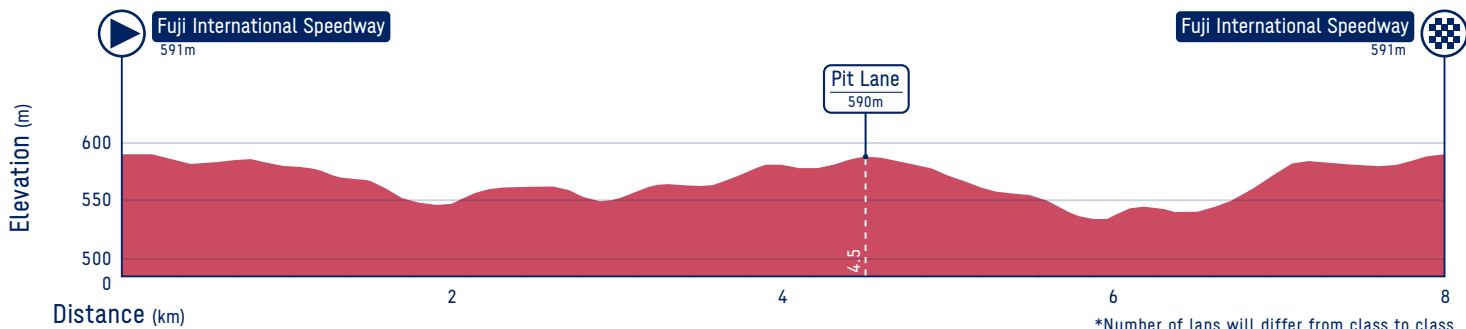
# Paralympic Time Trial (Men/Women):B,H1-5,T1-2,C1-5



300m

Elevation (m) 400 500 600 700 800

This map is based on the 1:25,000 Scale Topographic Map published by Geospatial Information Authority of Japan with its approval under the article 30 of The Survey Act. (Approval Number JYOU-SHI No.444-620 2017)  
This map is based on the Digital Map 50m Grid (Elevation) published by Geospatial Information Authority of Japan with its approval under the article 30 of The Survey Act.(Approval Number JYOU-SHI No. 445-337 2017)





## Start List

### スタートリスト

Start Time	Race Number	Name	Sport Class	NPC Code	Date of Birth	Time
09:40:00	256	MOSNICKA Tomas	H3	CZE	6 DEC 1966	_____
09:41:00	254	HYNDMAN Alex	H3	CAN	15 OCT 1990	_____
09:42:00	266	PINNEY Ryan	H3	USA	10 NOV 1980	_____
09:43:00	264	DOPLIHAR Anej	H3	SLO	22 JUN 1993	_____
09:44:00	258	RIDER IBANEZ Israel	H3	ESP	22 JAN 1971	_____
09:45:00	253	DESJARDINS Joey	H3	CAN	23 JUL 1986	_____
09:46:00	252	DEBERG Jean-Francois	H3	BEL	17 NOV 1981	_____
09:47:00	262	SZUMIEC Rafal	H3	POL	23 JAN 1983	_____
09:48:00	265	FREI Heinz	H3	SUI	28 JAN 1958	_____
09:49:00	263	KUZNETSOV Ruslan	H3	RPC	20 OCT 1980	_____
09:50:00	259	TARSIM Riadh	H3	FRA	22 OCT 1973	_____
09:51:00	251	ABLINGER Walter	H3	AUT	12 MAY 1969	_____
09:52:00	255	MOREAU Charles	H3	CAN	11 APR 1982	_____
09:53:00	260	MERKLEIN Vico	H3	GER	12 AUG 1977	_____
09:54:00	257	GARCIA MARQUINA Luis Miguel	H3	ESP	28 JUL 1979	_____
09:55:00	261	CECCHETTO Paolo	H3	ITA	19 JUL 1967	_____

Entries / NPCs	Race Configuration			Total Race Distance
16 / 13	3 laps of 8 Km			24.0km
Helmet Colour:	H3 Men = None			



## Results

結果

Rank	Race Number	Name	Sport Class	NPC Code	Split 1 at 8km	Split 2 at 16km	Final Time	Time Behind	Average Speed
1	251	ABLINGER Walter	H3	AUT	14:09.13 (2)	29:01.20 (1)	<b>43:39.17 (1)</b>	+0.00	32.988
2	260	MERKLEIN Vico	H3	GER	14:28.73 (4)	29:04.73 (4)	<b>43:41.06 (2)</b>	+1.89	32.964
3	257	GARCIA MARQUINA Luis Miguel	H3	ESP	14:20.00 (3)	29:03.39 (3)	<b>43:48.68 (3)</b>	+9.51	32.868
4	263	KUZNETSOV Ruslan	H3	RPC	14:08.67 (1)	29:02.63 (2)	<b>43:49.24 (4)</b>	+10.07	32.861
5	261	CECCHETTO Paolo	H3	ITA	14:36.91 (6)	29:22.50 (5)	<b>44:03.16 (5)</b>	+23.99	32.688
6	266	PINNEY Ryan	H3	USA	14:42.59 (8)	29:44.79 (7)	<b>44:41.34 (6)</b>	+1:02.17	32.223
7	265	FREI Heinz	H3	SUI	14:36.91 (6)	29:36.34 (6)	<b>44:48.44 (7)</b>	+1:09.27	32.138
8	252	DEBERG Jean-Francois	H3	BEL	14:30.16 (5)	29:47.98 (8)	<b>45:14.66 (8)</b>	+1:35.49	31.827
9	262	SZUMIEC Rafal	H3	POL	14:47.17 (9)	30:08.68 (9)	<b>45:26.77 (9)</b>	+1:47.60	31.686
10	259	TARSIM Riadh	H3	FRA	14:56.26(11)	30:16.76(10)	<b>45:28.05 (10)</b>	+1:48.88	31.671
11	253	DESJARDINS Joey	H3	CAN	14:53.32(10)	30:29.53(11)	<b>46:13.88 (11)</b>	+2:34.71	31.148
12	255	MOREAU Charles	H3	CAN	15:08.27(12)	30:49.57(12)	<b>47:00.95 (12)</b>	+3:21.78	30.628
13	264	DOPLIHAR Anej	H3	SLO	15:33.73(14)	31:30.34(13)	<b>47:23.84 (13)</b>	+3:44.67	30.381
14	258	RIDER IBANEZ Israel	H3	ESP	15:24.64(13)	31:36.30(14)	<b>47:52.51 (14)</b>	+4:13.34	30.078
15	256	MOSNICKA Tomas	H3	CZE	15:43.01(15)	32:22.26(15)	<b>49:33.46 (15)</b>	+5:54.29	29.057
16	254	HYNDMAN Alex	H3	CAN	16:23.64(16)	33:05.01(16)	<b>51:35.43 (16)</b>	+7:56.26	27.912
						16:41.37(16)	18:30.42 (16)		

Average Speed	Race Configuration	Total Race Distance
32.988km/h	3 laps of 8 Km	24.0km

Participants						Weather	Temperature (°C)
Entries / NPCs	Ranked	DNF	DSQ	DNS	DQB		
16 / 13	16	0	0	0	0	Sunny	23

**Note:**  
All times shown are real times unless otherwise indicated.

**Legend:**  
**DNF** Did Not Finish      **DNS** Did Not Start      **DQB** Disqualified for unsportsmanlike behaviour  
**DSQ** Disqualified

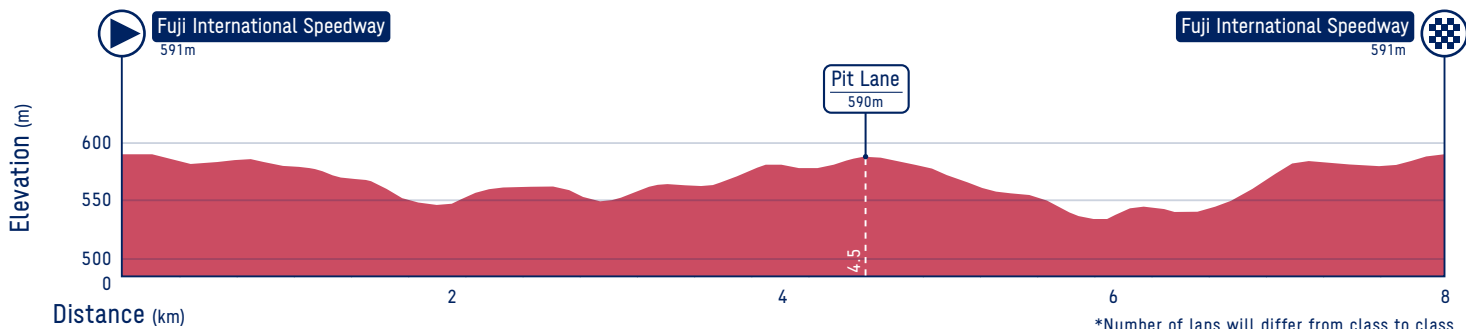
# Paralympic Time Trial (Men/Women):B,H1-5,T1-2,C1-5



300m

Elevation (m) 400 500 600 700 800

This map is based on the 1:25,000 Scale Topographic Map published by Geospatial Information Authority of Japan with its approval under the article 30 of The Survey Act. (Approval Number JYOU-SHI No.444-620 2017)  
This map is based on the Digital Map 50m Grid (Elevation) published by Geospatial Information Authority of Japan with its approval under the article 30 of The Survey Act.(Approval Number JYOU-SHI No. 445-337 2017)





## Start List

### スタートリスト

Start Time	Race Number	Name	Sport Class	NPC Code	Date of Birth	Time
09:25:00	17	YOON Yeokeun	H4	KOR	27 JAN 1983	_____
09:26:00	22	DAVIS Thomas	H4	USA	22 APR 1977	_____
09:27:00	16	JEFFRE Bernd	H4	GER	17 MAR 1964	_____
09:28:00	15	CHRISTIANSEN Kim	H4	DEN	8 SEP 1980	_____
09:29:00	21	RECHER Fabian	H4	SUI	3 MAY 1999	_____
09:30:00	19	GIERA Krystian	H4	POL	5 FEB 1981	_____
09:31:00	11	ALLEN Grant	H4	AUS	24 JUL 1980	_____
09:32:00	14	van de STEENE Jonas	H4	BEL	15 FEB 1987	_____
09:33:00	13	GRITSCH Alexander	H4	AUT	7 MAY 1982	_____
09:34:00	12	FRUEHWIRTH Thomas	H4	AUT	12 AUG 1981	_____
09:35:00	18	PLAT Jetze	H4	NED	10 JUN 1991	_____
09:36:00	20	WILK Rafal	H4	POL	9 DEC 1974	_____

Entries / NPCs	Race Configuration			Total Race Distance
12 / 10	3 laps of 8 Km			24.0km
Helmet Colour:	H4 Men = None			



## Results

結果

Rank	Race Number	Name	Sport Class	NPC Code	Split 1 at 8km	Split 2 at 16km	Final Time	Time Behind	Average Speed
1	18	PLAT Jetze	H4	NED	12:11.70 (1)	24:45.17 (1)	<b>37:28.92 (1)</b>	+0.00	38.418
2	12	FRUEHWIRTH Thomas	H4	AUT	12:35.96 (2)	25:20.66 (2)	<b>38:30.61 (2)</b>	+1:01.69	37.393
3	13	GRITSCH Alexander	H4	AUT	13:07.88 (3)	26:31.59 (3)	<b>39:58.93 (3)</b>	+2:30.01	36.016
4	20	WILK Rafal	H4	POL	13:10.62 (4)	26:39.93 (4)	<b>40:09.78 (4)</b>	+2:40.86	35.854
5	22	DAVIS Thomas	H4	USA	13:36.64 (9)	27:24.51 (6)	<b>41:14.12 (5)</b>	+3:45.20	34.922
6	11	ALLEN Grant	H4	AUS	13:21.96 (6)	27:09.15 (5)	<b>41:21.94 (6)</b>	+3:53.02	34.811
7	19	GIERA Krystian	H4	POL	13:35.16 (8)	27:47.01 (8)	<b>42:10.59 (7)</b>	+4:41.67	34.142
8	16	JEFFRE Bernd	H4	GER	14:21.87(10)	29:09.32(10)	<b>43:53.61 (8)</b>	+6:24.69	32.807
9	14	van de STEENE Jonas	H4	BEL	13:17.52 (5)	27:52.84 (9)	<b>44:07.03 (9)</b>	+6:38.11	32.640
10	15	CHRISTIANSEN Kim	H4	DEN	14:39.84(11)	29:59.90(11)	<b>45:19.19 (10)</b>	+7:50.27	31.774
11	17	YOON Yeokeun	H4	KOR	15:43.47(12)	32:55.93(12)	<b>50:13.05 (11)</b>	+12:44.1 <sub>3</sub>	28.675
	21	RECHER Fabian	H4	SUI	13:29.18 (7)	27:42.77 (7)	<b>DNF</b>		

Average Speed	Race Configuration	Total Race Distance
38.418km/h	3 laps of 8 Km	24.0km

Participants						Weather	Temperature (°C)
Entries / NPCs	Ranked	DNF	DSQ	DNS	DQB		
12 / 10	11	1	0	0	0	Sunny	23

**Note:**  
All times shown are real times unless otherwise indicated.

**Legend:**  
**DNF** Did Not Finish      **DNS** Did Not Start      **DQB** Disqualified for unsportsmanlike behaviour  
**DSQ** Disqualified



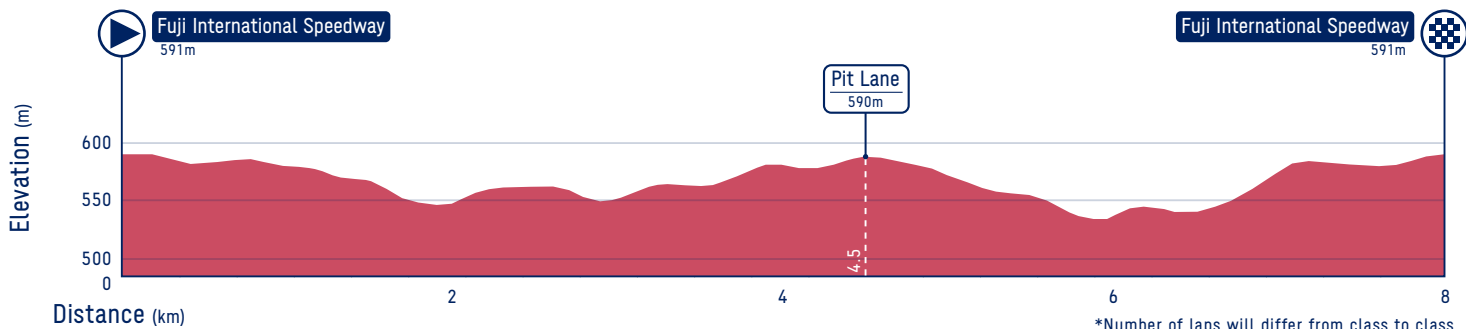
# Paralympic Time Trial (Men/Women):B,H1-5,T1-2,C1-5



300m

Elevation (m) 400 500 600 700 800

This map is based on the 1:25,000 Scale Topographic Map published by Geospatial Information Authority of Japan with its approval under the article 30 of The Survey Act. (Approval Number JYOU-SHI No.444-620 2017)  
This map is based on the Digital Map 50m Grid (Elevation) published by Geospatial Information Authority of Japan with its approval under the article 30 of The Survey Act.(Approval Number JYOU-SHI No. 445-337 2017)





## Start List

スタートリスト

**REVISED**  
31 AUG 6:11

Start Time	Race Number	Name	Sport Class	NPC Code	Date of Birth	Time
09:13:00	4	COLOMBARI Diego	H5	ITA	29 MAR 1982	_____
09:14:00	7	COSTA Luis	H5	POR	10 JUN 1973	_____
09:15:00	9	de los SANTOS Alfredo	H5	USA	17 OCT 1969	_____
09:16:00	1	TRIPP Stuart	H5	AUS	13 JUN 1970	_____
09:17:00	8	van DYK Ernst	H5	RSA	4 APR 1973	_____
09:18:00	5	de VRIES Tim	H5	NED	10 AUG 1978	_____
09:19:00	3	O'REILLY Gary	H5	IRL	10 MAY 1993	_____
09:20:00	2	VERGNAUD Loic	H5	FRA	1 DEC 1978	_____
09:21:00	6	VALIZE Mitch	H5	NED	7 JUN 1995	_____

Entries / NPCs	Race Configuration	Total Race Distance
9 / 8	3 laps of 8 Km	24.0km
Helmet Colour:	H5 Men = None	

**REVISED**

Updated for world champion.



## Results

結果

Rank	Race Number	Name	Sport Class	NPC Code	Split 1 at 8km	Split 2 at 16km	Final Time	Time Behind	Average Speed
1	6	VALIZE Mitch	H5	NED	12:23.14 (1)	25:09.20 (1) 12:46.06 (1)	<b>38:12.94 (1)</b> 13:03.74 (2)	+0.00	37.681
2	2	VERGNAUD Loic	H5	FRA	12:45.82 (2)	26:13.34 (2) 13:27.52 (3)	<b>39:15.16 (2)</b> 13:01.82 (1)	+1:02.22	36.685
3	3	O'REILLY Gary	H5	IRL	13:01.01 (4)	26:18.53 (3) 13:17.52 (2)	<b>39:36.46 (3)</b> 13:17.93 (3)	+1:23.52	36.357
4	4	COLOMBARI Diego	H5	ITA	13:16.16 (6)	27:18.59 (5) 14:02.43 (5)	<b>41:21.29 (4)</b> 14:02.70 (4)	+3:08.35	34.821
5	5	de VRIES Tim	H5	NED	12:54.57 (3)	26:57.91 (4) 14:03.34 (6)	<b>41:33.46 (5)</b> 14:35.55 (7)	+3:20.52	34.651
6	9	de los SANTOS Alfredo	H5	USA	13:28.26 (7)	27:23.62 (6) 13:55.36 (4)	<b>41:37.77 (6)</b> 14:14.15 (5)	+3:24.83	34.591
7	7	COSTA Luis	H5	POR	13:36.10 (8)	28:18.21 (8) 14:42.11 (8)	<b>42:42.18 (7)</b> 14:23.97 (6)	+4:29.24	33.721
8	1	TRIPP Stuart	H5	AUS	13:09.69 (5)	27:51.45 (7) 14:41.76 (7)	<b>42:56.88 (8)</b> 15:05.43 (8)	+4:43.94	33.529
9	8	van DYK Ernst	H5	RSA	13:55.13 (9)	28:44.11 (9) 14:48.98 (9)	<b>44:34.88 (9)</b> 15:50.77 (9)	+6:21.94	32.301

Average Speed	Race Configuration	Total Race Distance
37.681km/h	3 laps of 8 Km	24.0km

Participants						Weather	Temperature (°C)
Entries / NPCs	Ranked	DNF	DSQ	DNS	DQB		
9 / 8	9	0	0	0	0	Sunny	23

**Note:**

All times shown are real times unless otherwise indicated.

**Legend:**

**DNF** Did Not Finish      **DNS** Did Not Start      **DQB** Disqualified for unsportsmanlike behaviour  
**DSQ** Disqualified

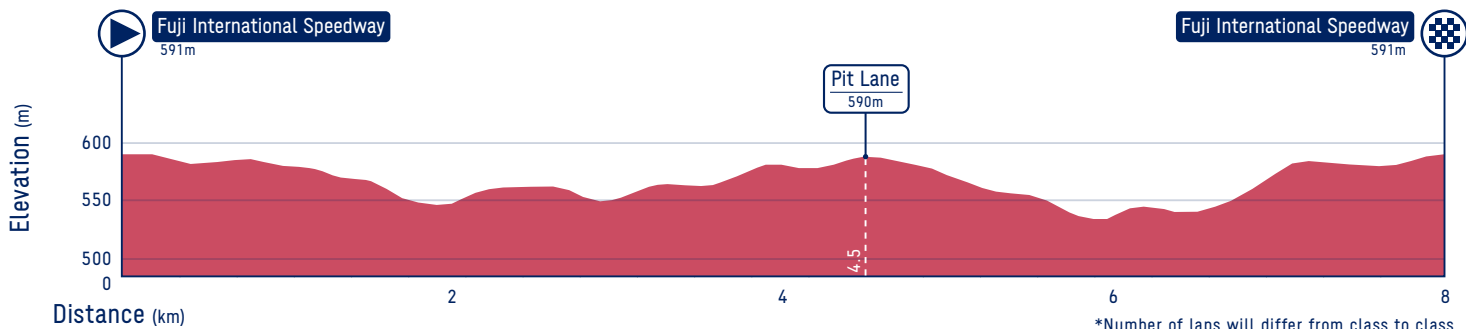
# Paralympic Time Trial (Men/Women):B,H1-5,T1-2,C1-5



300m

Elevation (m) 400 500 600 700 800

This map is based on the 1:25,000 Scale Topographic Map published by Geospatial Information Authority of Japan with its approval under the article 30 of The Survey Act. (Approval Number JYOU-SHI No.444-620 2017)  
This map is based on the Digital Map 50m Grid (Elevation) published by Geospatial Information Authority of Japan with its approval under the article 30 of The Survey Act.(Approval Number JYOU-SHI No. 445-337 2017)





## Start List

### スタートリスト

Start Time	Race Number	Name	Sport Class	NPC Code	Date of Birth	Time
08:41:00	311	LOPEZ Rodrigo Fernando	C1	ARG	3 JAN 1979	_____
08:42:00	318	SHAHARUDDIN Mohamad Yusof Hafizi	C1	MAS	30 SEP 1997	_____
08:43:00	313	WILSON Ross	C1	CAN	10 DEC 1981	_____
08:44:00	310	LI Zhangyu	C1	CHN	12 AUG 1988	_____
08:45:00	320	KEITH Aaron	C1	USA	23 JUN 1971	_____
08:46:00	314	LOPEZ ALFONSO Damian	C1	CUB	13 SEP 1976	_____
08:47:00	312	GOMES SOARES Carlos Alberto	C1	BRA	31 DEC 1994	_____
08:48:00	316	SENSKA Pierre	C1	GER	21 JUN 1988	_____
08:49:00	319	ASTASHOV Mikhail	C1	RPC	16 OCT 1988	_____
08:50:00	315	TEN ARGILES Ricardo	C1	ESP	11 AUG 1975	_____
08:51:00	317	TEUBER Michael	C1	GER	23 JAN 1968	_____

Entries / NPCs	Race Configuration			Total Race Distance
11 / 10	2 laps of 8 Km			16.0km
Helmet Colour:	C1 Men = None			



## Results

結果

Rank	Race Number	Name	Sport Class	NPC Code	Split 1 at 8km	Final Time	Time Behind	Average Speed
1	319	ASTASHOV Mikhail	C1	RPC	12:05.30 (1)	<b>24:53.37 (1)</b> 12:48.07 (3)	+0.00	38.570
2	320	KEITH Aaron	C1	USA	12:19.85 (2)	<b>24:55.40 (2)</b> 12:35.55 (2)	+2.03	38.518
3	317	TEUBER Michael	C1	GER	12:24.81 (4)	<b>24:58.67 (3)</b> 12:33.86 (1)	+5.30	38.434
4	316	SENSKA Pierre	C1	GER	12:56.68 (5)	<b>26:25.41 (4)</b> 13:28.73 (4)	+1:32.04	36.331
5	318	SHAHARUDDIN Mohamad Yusof Hafizi	C1	MAS	13:12.34 (6)	<b>26:46.56 (5)</b> 13:34.22 (5)	+1:53.19	35.853
6	310	LI Zhangyu	C1	CHN	13:40.21 (9)	<b>27:23.62 (6)</b> 13:43.41 (6)	+2:30.25	35.045
7	313	WILSON Ross	C1	CAN	13:29.44 (8)	<b>27:57.31 (7)</b> 14:27.87 (7)	+3:03.94	34.341
8	312	GOMES SOARES Carlos Alberto	C1	BRA	13:27.23 (7)	<b>28:13.44 (8)</b> 14:46.21 (8)	+3:20.07	34.014
9	311	LOPEZ Rodrigo Fernando	C1	ARG	14:28.00(10)	<b>30:01.61 (9)</b> 15:33.61 (9)	+5:08.24	31.971
10	314	LOPEZ ALFONSO Damian	C1	CUB	15:01.24(11)	<b>30:45.20 (10)</b> 15:43.96 (10)	+5:51.83	31.216
	315	TEN ARGILES Ricardo	C1	ESP	12:22.50 (3)	<b>DNF</b>		

Average Speed	Race Configuration	Total Race Distance
38.570km/h	2 laps of 8 Km	16.0km

Participants						Weather	Temperature (°C)
Entries / NPCs	Ranked	DNF	DSQ	DNS	DQB		
11 / 10	10	1	0	0	0	Sunny	23

**Note:**  
All times shown are real times unless otherwise indicated.

**Legend:**  
**DNF** Did Not Finish      **DNS** Did Not Start      **DQB** Disqualified for unsportsmanlike behaviour  
**DSQ** Disqualified

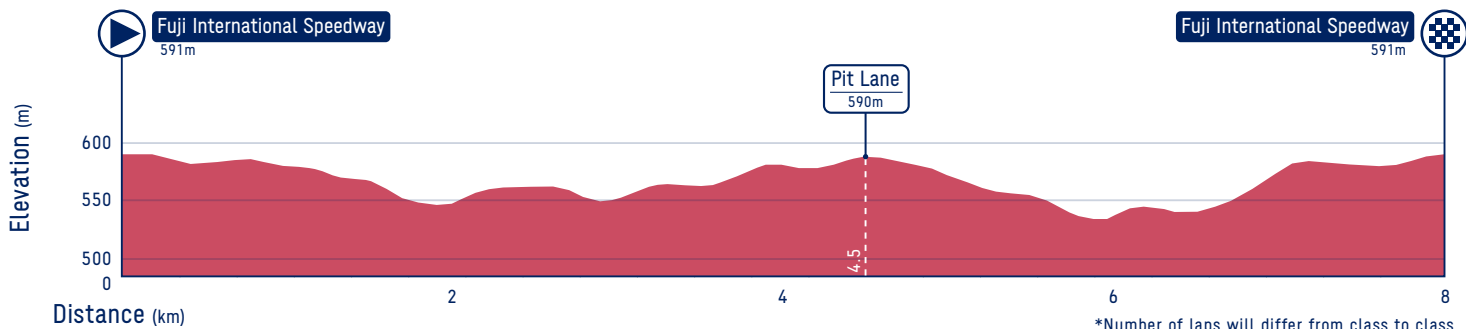
# Paralympic Time Trial (Men/Women):B,H1-5,T1-2,C1-5



300m

Elevation (m) 400 500 600 700 800

This map is based on the 1:25,000 Scale Topographic Map published by Geospatial Information Authority of Japan with its approval under the article 30 of The Survey Act. (Approval Number JYOU-SHI No.444-620 2017)  
This map is based on the Digital Map 50m Grid (Elevation) published by Geospatial Information Authority of Japan with its approval under the article 30 of The Survey Act.(Approval Number JYOU-SHI No. 445-337 2017)





## Start List

### スタートリスト

Start Time	Race Number	Name	Sport Class	NPC Code	Date of Birth	Time
08:00:00	329	LAHNA Mohamed	C2	MAR	11 MAR 1982	_____
08:01:00	334	ALMANSOORI Ahmad Mubarak	C2	UAE	8 AUG 1981	_____
08:02:00	328	KAWAMOTO Shota	C2	JPN	19 AUG 1996	_____
08:03:00	324	LIANG Guihua	C2	CHN	25 MAY 1984	_____
08:04:00	332	MOESCU Eduard Mihaita	C2	ROU	16 NOV 1985	_____
08:05:00	335	GARRIDO MARQUEZ Victor Hugo	C2	VEN	21 OCT 1966	_____
08:06:00	331	PINÃO Telmo	C2	POR	5 NOV 1979	_____
08:07:00	321	HICKS Darren	C2	AUS	23 DEC 1984	_____
08:08:00	330	HILARIO RIMAS Israel	C2	PER	6 DEC 1974	_____
08:09:00	325	KOBLASA Ivo	C2	CZE	10 JUL 1993	_____
08:10:00	327	PAPANGELIS Nikolaos	C2	GRE	23 JUL 1999	_____
08:11:00	322	VROMANT Ewoud	C2	BEL	15 JUL 1984	_____
08:12:00	333	GILMUTDINOV Arslan	C2	RPC	17 NOV 1982	_____
08:13:00	326	LEAUTE Alexandre	C2	FRA	12 OCT 2000	_____

Entries / NPCs	Race Configuration			Total Race Distance
14 / 14	3 laps of 8 Km			24.0km
Helmet Colour:	C2 Men = None			





## Results

結果

Rank	Race Number	Name	Sport Class	NPC Code	Split 1 at 8km	Split 2 at 16km	Final Time	Time Behind	Average Speed
1	321	HICKS Darren	C2	AUS	11:33.72 (1)	23:07.39 (1)	<b>34:39.78 (1)</b>	+0.00	41.543
2	322	VROMANT Ewoud	C2	BEL	11:55.45 (2)	24:26.91 (3)	<b>36:11.79 (2)</b>	+1:32.01	39.783
3	326	LEAUTE Alexandre	C2	FRA	12:03.91 (5)	24:21.82 (2)	<b>37:07.16 (3)</b>	+2:27.38	38.794
4	324	LIANG Guihua	C2	CHN	12:12.61 (6)	24:40.32 (5)	<b>37:17.09 (4)</b>	+2:37.31	38.622
5	333	GILMUTDINOV Arslan	C2	RPC	11:56.89 (3)	24:43.64 (6)	<b>37:23.02 (5)</b>	+2:43.24	38.519
6	330	HILARIO RIMAS Israel	C2	PER	12:02.89 (4)	24:35.89 (4)	<b>37:25.86 (6)</b>	+2:46.08	38.471
7	327	PAPANGELIS Nikolaos	C2	GRE	12:21.51 (7)	25:22.56 (8)	<b>37:55.05 (7)</b>	+3:15.27	37.977
8	325	KOBLASA Ivo	C2	CZE	12:28.46 (9)	25:19.07 (7)	<b>38:23.17 (8)</b>	+3:43.39	37.514
9	328	KAWAMOTO Shota	C2	JPN	12:26.80 (8)	25:45.03 (9)	<b>39:08.26 (9)</b>	+4:28.48	36.793
10	329	LAHNA Mohamed	C2	MAR	13:34.88(11)	27:54.05(11)	<b>41:48.39 (10)</b>	+7:08.61	34.444
11	331	PINÃO Telmo	C2	POR	13:32.16(10)	27:43.84(10)	<b>41:56.90 (11)</b>	+7:17.12	34.328
12	335	GARRIDO MARQUEZ Victor Hugo	C2	VEN	14:25.82(13)	29:11.95(13)	<b>44:23.24 (12)</b>	+9:43.46	32.442
13	332	MOESCU Eduard Mihaita	C2	ROU	13:54.95(12)	28:59.57(12)	<b>44:33.36 (13)</b>	+9:53.58	32.319
14	334	ALMANSOORI Ahmad Mubarak	C2	UAE	16:12.32(14)	33:11.85(14)	<b>48:23.08 (14)</b>	+13:43.30	29.761

Average Speed	Race Configuration	Total Race Distance
41.543km/h	3 laps of 8 Km	24.0km

Participants						Weather	Temperature (°C)
Entries / NPCs	Ranked	DNF	DSQ	DNS	DQB		
14 / 14	14	0	0	0	0	Sunny	23

**Note:**  
All times shown are real times unless otherwise indicated.

**Legend:**  
**DNF** Did Not Finish      **DNS** Did Not Start      **DQB** Disqualified for unsportsmanlike behaviour  
**DSQ** Disqualified

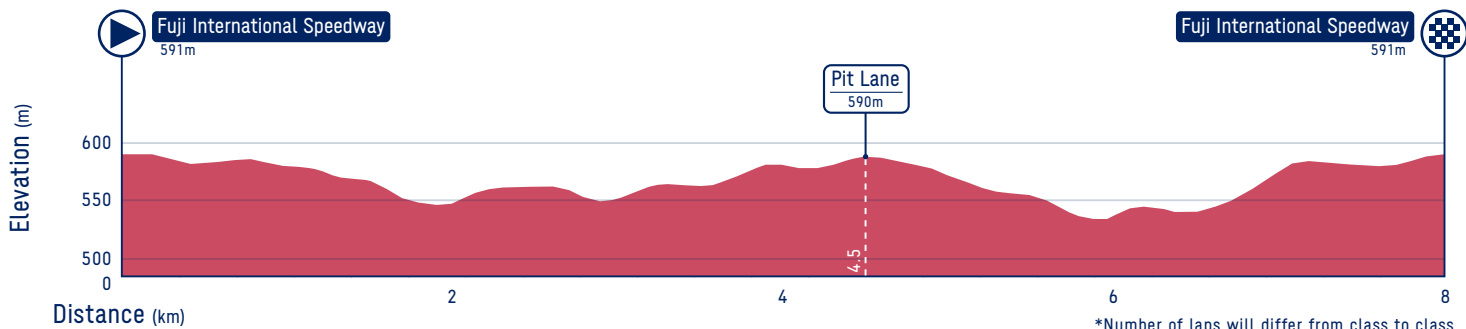
# Paralympic Time Trial (Men/Women):B,H1-5,T1-2,C1-5



300m

Elevation (m) 400 500 600 700 800

This map is based on the 1:25,000 Scale Topographic Map published by Geospatial Information Authority of Japan with its approval under the article 30 of The Survey Act. (Approval Number JYOU-SHI No.444-620 2017)  
This map is based on the Digital Map 50m Grid (Elevation) published by Geospatial Information Authority of Japan with its approval under the article 30 of The Survey Act.(Approval Number JYOU-SHI No. 445-337 2017)





## Start List

### スタートリスト

Start Time	Race Number	Name	Sport Class	NPC Code	Date of Birth	Time
14:21:00	339	RAABE MENDEZ Henry Esteban	C3	CRC	14 MAR 1983	_____
14:22:00	350	BERENYI Joseph	C3	USA	12 NOV 1968	_____
14:23:00	347	FUJITA Masaki	C3	JPN	17 JAN 1985	_____
14:24:00	337	SHELPHOUT Diederick	C3	BEL	26 DEC 1985	_____
14:25:00	349	STRANDBERG Daniel	C3	SWE	4 MAY 1993	_____
14:26:00	342	van GASS Jaco	C3	GBR	20 AUG 1986	_____
14:27:00	346	ANOBILE Fabio	C3	ITA	16 DEC 1993	_____
14:28:00	345	WARIAS Steffen	C3	GER	1 JAN 1985	_____
14:29:00	336	NICHOLAS David	C3	AUS	1 DEC 1991	_____
14:30:00	340	SANTAS ASENSIO Eduardo	C3	ESP	4 AUG 1989	_____
14:31:00	341	GRAHAM Finlay	C3	GBR	24 SEP 1999	_____
14:32:00	343	WATSON Benjamin	C3	GBR	11 JUN 1989	_____
14:33:00	338	PEREA ARANGO Alejandro	C3	COL	15 MAR 1997	_____
14:34:00	344	SCHINDLER Matthias	C3	GER	28 MAR 1982	_____

Entries / NPCs	Race Configuration			Total Race Distance
14 / 11	3 laps of 8 Km			24.0km
Helmet Colour:	C3 Men = None			



## Results

結果

Rank	Race Number	Name	Sport Class	NPC Code	Split 1 at 8km	Split 2 at 16km	Final Time	Time Behind	Average Speed
1	343	WATSON Benjamin	C3	GBR	11:26.22 (1)	23:12.40 (1) 11:46.18 (1)	<b>35:00.82 (1)</b> 11:48.42 (1)	+0.00	41.127
2	345	WARIAS Steffen	C3	GER	11:44.14 (3)	23:48.55 (2) 12:04.41 (2)	<b>35:57.41 (2)</b> 12:08.86 (2)	+56.59	40.048
3	344	SCHINDLER Matthias	C3	GER	11:53.35 (6)	24:00.41 (3) 12:07.06 (3)	<b>36:17.95 (3)</b> 12:17.54 (4)	+1:17.13	39.670
4	341	GRAHAM Finlay	C3	GBR	11:46.99 (5)	24:05.46 (4) 12:18.47 (5)	<b>36:20.86 (4)</b> 12:15.40 (3)	+1:20.04	39.617
5	340	SANTAS ASENSIO Eduardo	C3	ESP	11:46.52 (4)	24:13.94 (7) 12:27.42 (7)	<b>36:43.11 (5)</b> 12:29.17 (6)	+1:42.29	39.217
6	342	van GASS Jaco	C3	GBR	11:54.39 (7)	24:11.61 (5) 12:17.22 (4)	<b>36:45.31 (6)</b> 12:33.70 (7)	+1:44.49	39.178
7	347	FUJITA Masaki	C3	JPN	11:43.57 (2)	24:12.84 (6) 12:29.27 (8)	<b>36:47.63 (7)</b> 12:34.79 (8)	+1:46.81	39.137
8	336	NICHOLAS David	C3	AUS	12:05.22 (9)	24:32.59 (8) 12:27.37 (6)	<b>36:56.79 (8)</b> 12:24.20 (5)	+1:55.97	38.975
9	346	ANOBILE Fabio	C3	ITA	11:57.77 (8)	24:56.98(10) 12:59.21(10)	<b>37:54.37 (9)</b> 12:57.39 (9)	+2:53.55	37.989
10	338	PEREA ARANGO Alejandro	C3	COL	12:07.77(10)	24:45.92 (9) 12:38.15 (9)	<b>38:25.24 (10)</b> 13:39.32 (13)	+3:24.42	37.480
11	349	STRANDBERG Daniel	C3	SWE	12:33.60(12)	25:35.43(11) 13:01.83(11)	<b>38:37.17 (11)</b> 13:01.74 (10)	+3:36.35	37.287
12	337	SCHELFHOUT Diederick	C3	BEL	12:24.08(11)	25:38.78(12) 13:14.70(12)	<b>38:54.84 (12)</b> 13:16.06 (11)	+3:54.02	37.005
13	339	RAABE MENDEZ Henry Esteban	C3	CRC	12:41.38(13)	26:15.28(13) 13:33.90(13)	<b>39:37.64 (13)</b> 13:22.36 (12)	+4:36.82	36.339
14	350	BERENYI Joseph	C3	USA	13:16.57(14)	27:33.40(14) 14:16.83(14)	<b>42:16.36 (14)</b> 14:42.96 (14)	+7:15.54	34.065

Average Speed	Race Configuration	Total Race Distance
41.127km/h	3 laps of 8 Km	24.0km

Participants						Weather	Temperature (°C)
Entries / NPCs	Ranked	DNF	DSQ	DNS	DQB		
14 / 11	14	0	0	0	0	Sunny	23

**Note:**  
All times shown are real times unless otherwise indicated.

**Legend:**  
**DNF** Did Not Finish      **DNS** Did Not Start      **DQB** Disqualified for unsportsmanlike behaviour  
**DSQ** Disqualified

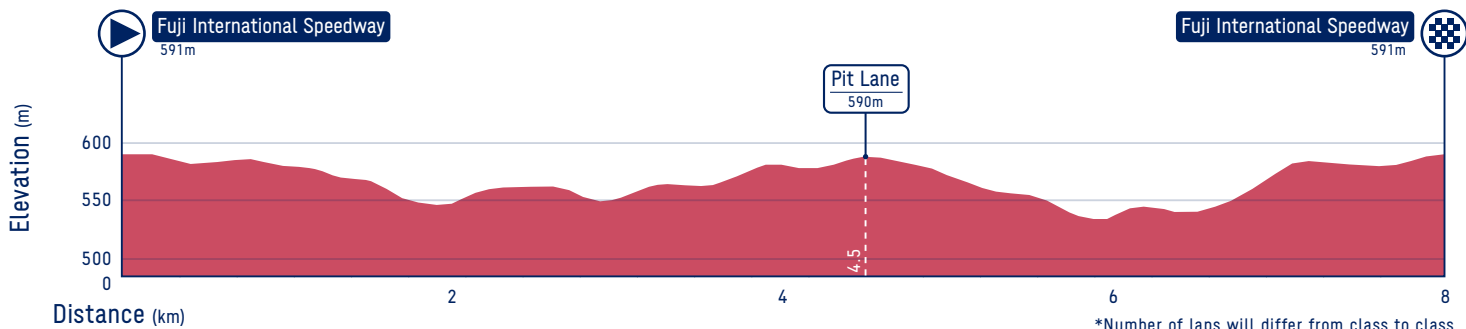
# Paralympic Time Trial (Men/Women):B,H1-5,T1-2,C1-5



300m

Elevation (m) 400 500 600 700 800

This map is based on the 1:25,000 Scale Topographic Map published by Geospatial Information Authority of Japan with its approval under the article 30 of The Survey Act. (Approval Number JYOU-SHI No.444-620 2017)  
This map is based on the Digital Map 50m Grid (Elevation) published by Geospatial Information Authority of Japan with its approval under the article 30 of The Survey Act.(Approval Number JYOU-SHI No. 445-337 2017)





## Start List

スタートリスト

Start Time	Race Number	Name	Sport Class	NPC Code	Date of Birth	Time
14:07:00	61	GRIZANTE Andre Luiz	C4	BRA	26 DEC 1976	_____
14:08:00	65	NOVAK Carol-Eduard	C4	ROU	28 JUL 1976	_____
14:09:00	66	PUDOV Sergei	C4	RPC	9 OCT 1986	_____
14:10:00	67	KURIL Patrik	C4	SVK	18 DEC 1979	_____
14:11:00	64	GRIMES Ronan	C4	IRL	24 DEC 1988	_____
14:12:00	62	DUEÑAS Diego German	C4	COL	17 MAY 1990	_____
14:13:00	69	JUNG Cody	C4	USA	20 FEB 1992	_____
14:14:00	63	PEASGOOD George	C4	GBR	2 OCT 1995	_____
14:15:00	68	METELKA Jozef	C4	SVK	8 SEP 1986	_____

Entries / NPCs	Race Configuration			Total Race Distance
9 / 8	4 laps of 8 Km			32.0km
Helmet Colour:	C4 Men = None			



## Results

結果

Rank	Race Number	Name	Sport Class	NPC Code	Split 1 at 8km	Split 2 at 16km	Split 3 at 24km	Final Time	Time Behind	Average Speed
1	67	KURIL Patrik	C4	SVK	11:16.44 (2)	22:44.70 (1)	34:16.42 (1)	<b>45:47.10 (1)</b>	+0.00	41.935
2	68	METELKA Jozef	C4	SVK	11:17.50 (3)	22:51.15 (2)	34:36.07 (3)	<b>46:05.05 (2)</b>	+17.95	41.663
3	63	PEASGOOD George	C4	GBR	11:15.60 (1)	22:53.34 (3)	34:34.21 (2)	<b>46:08.93 (3)</b>	+21.83	41.605
4	69	JUNG Cody	C4	USA	11:42.53 (6)	23:32.93 (5)	35:23.67 (4)	<b>47:09.44 (4)</b>	+1:22.34	40.715
5	66	PUDOV Sergei	C4	RPC	11:43.05 (7)	23:35.34 (6)	35:37.14 (5)	<b>47:33.31 (5)</b>	+1:46.21	40.374
6	64	GRIMES Ronan	C4	IRL	11:34.00 (5)	23:31.17 (4)	35:37.97 (6)	<b>47:40.06 (6)</b>	+1:52.96	40.279
7	62	DUEÑAS Diego German	C4	COL	11:59.40 (8)	24:23.08 (8)	36:48.53 (8)	<b>49:40.45 (7)</b>	+3:53.35	38.652
8	65	NOVAK Carol-Eduard	C4	ROU	11:29.19 (4)	23:50.26 (7)	36:43.81 (7)	<b>50:16.60 (8)</b>	+4:29.50	38.189
9	61	GRIZANTE Andre Luiz	C4	BRA	12:24.69 (9)	25:45.04 (9)	39:18.23 (9)	<b>52:41.83 (9)</b>	+6:54.73	36.435

Average Speed	Race Configuration	Total Race Distance
41.935km/h	4 laps of 8 Km	32.0km

Participants						Weather	Temperature (°C)
Entries / NPCs	Ranked	DNF	DSQ	DNS	DQB		
9 / 8	9	0	0	0	0	Sunny	23

**Note:**  
All times shown are real times unless otherwise indicated.

**Legend:**  
**DNF** Did Not Finish      **DNS** Did Not Start      **DQB** Disqualified for unsportsmanlike behaviour  
**DSQ** Disqualified

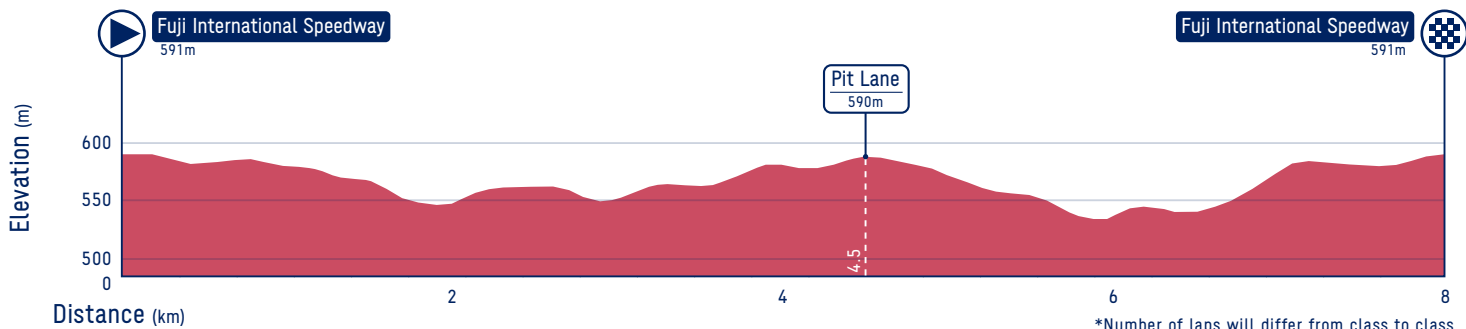
# Paralympic Time Trial (Men/Women):B,H1-5,T1-2,C1-5



300m

Elevation (m) 400 500 600 700 800

This map is based on the 1:25,000 Scale Topographic Map published by Geospatial Information Authority of Japan with its approval under the article 30 of The Survey Act. (Approval Number JYOU-SHI No.444-620 2017)  
This map is based on the Digital Map 50m Grid (Elevation) published by Geospatial Information Authority of Japan with its approval under the article 30 of The Survey Act.(Approval Number JYOU-SHI No. 445-337 2017)







## Start List

### スタートリスト

Start Time	Race Number	Name	Sport Class	NPC Code	Date of Birth	Time
13:47:00	77	GRANT-STUART Walter	C5	GUY	27 MAR 1985	_____
13:48:00	86	AHMAD TARMIZI Zuhairi	C5	MAS	26 JUL 1990	_____
13:49:00	87	JAMALI Muhammad Hafiz	C5	MAS	8 FEB 1990	_____
13:50:00	79	MOHAMMADI Mahdi	C5	IRI	22 JUL 1992	_____
13:51:00	80	ADDESI Pierpaolo	C5	ITA	29 JUN 1976	_____
13:52:00	83	STRECKO Ondrej	C5	SVK	29 APR 1983	_____
13:53:00	72	MATIZ RUIZ Edwin Fabian	C5	COL	6 NOV 1992	_____
13:54:00	81	TARLAO Andrea	C5	ITA	8 JAN 1984	_____
13:55:00	78	WERMESER Zsombor	C5	HUN	23 MAR 1998	_____
13:56:00	76	le CUNFF Kevin	C5	FRA	16 MAR 1988	_____
13:57:00	71	DONOHUE Alistair	C5	AUS	3 MAR 1995	_____
13:58:00	70	CHAMAN Lauro	C5	BRA	25 JUN 1987	_____
13:59:00	75	FOULON Dorian	C5	FRA	2 MAY 1998	_____
14:00:00	82	ABRAHAM GEBRU Daniel	C5	NED	11 FEB 1985	_____
14:01:00	84	DEMENTYEV Yehor	C5	UKR	12 MAR 1987	_____

Entries / NPCs	Race Configuration			Total Race Distance
15 / 12	4 laps of 8 Km			32.0km
Helmet Colour:	C5 Men = None			



## Results

結果

Rank	Race Number	Name	Sport Class	NPC Code	Split 1 at 8km	Split 2 at 16km	Split 3 at 24km	Final Time	Time Behind	Average Speed
1	82	ABRAHAM GEBRU Daniel	C5	NED	10:46.78 (4)	21:17.92 (3)	31:55.82 (1)	<b>42:46.45 (1)</b>	+0.00	44.887
2	84	DEMENTYEV Yehor	C5	UKR	10:22.15 (1)	21:15.66 (2)	32:24.51 (3)	<b>43:19.11 (2)</b>	+32.66	44.323
3	71	DONOHUE Alistair	C5	AUS	11:01.85 (6)	22:00.17 (5)	32:52.40 (4)	<b>43:36.80 (3)</b>	+50.35	44.023
4	70	CHAMAN Lauro	C5	BRA	10:22.22 (2)	21:14.11 (1)	32:05.98 (2)	<b>43:44.37 (4)</b>	+57.92	43.896
5	76	le CUNFF Kevin	C5	FRA	10:44.26 (3)	21:47.71 (4)	32:56.97 (5)	<b>43:51.87 (5)</b>	+1:05.42	43.771
6	81	TARLAO Andrea	C5	ITA	11:01.17 (5)	22:38.59 (6)	34:31.10 (6)	<b>46:12.99 (6)</b>	+3:26.54	41.544
7	78	WERMESER Zsombor	C5	HUN	11:13.80 (7)	22:56.12 (7)	34:46.94 (7)	<b>46:23.06 (7)</b>	+3:36.61	41.393
8	83	STRECKO Ondrej	C5	SVK	11:42.49 (9)	23:47.28 (9)	36:03.56 (8)	<b>48:07.86 (8)</b>	+5:21.41	39.891
9	80	ADDESI Pierpaolo	C5	ITA	11:33.99 (8)	23:41.05 (8)	36:13.04 (9)	<b>48:37.55 (9)</b>	+5:51.10	39.485
10	72	MATIZ RUIZ Edwin Fabian	C5	COL	11:44.80(10)	24:03.93(10)	36:30.89(10)	<b>49:46.14 (10)</b>	+6:59.69	38.578
11	79	MOHAMMADI Mahdi	C5	IRI	12:31.56(11)	26:05.06(11)	39:51.46(12)	<b>53:49.65 (11)</b>	+11:03.20	35.669
12	87	JAMALI Muhammad Hafiz	C5	MAS	14:13.73(13)	30:12.52(13)	46:11.51(13)	<b>1:01:35.78 (12)</b>	+18:49.33	31.171
13	77	GRANT-STUART Walter	C5	GUY	12:51.12(12)	26:08.09(12)	39:09.45(11)	<b>1:04:17.69 (13)</b>	+21:31.24	29.862
	75	FOULON Dorian	C5	FRA	22:19.27(15)	38:16.78(15)	53:11.07(14)	<b>DNF</b>		
	86	AHMAD TARMIZI Zuhairi	C5	MAS	14:39.43(14)	31:36.91(14)	16:57.48(15)	<b>DNF</b>		

Average Speed	Race Configuration	Total Race Distance
44.887km/h	4 laps of 8 Km	32.0km

Participants						Weather	Temperature (°C)
Entries / NPCs	Ranked	DNF	DSQ	DNS	DQB		
15 / 12	13	2	0	0	0	Sunny	23

**Note:**  
All times shown are real times unless otherwise indicated.

**Legend:**  
**DNF** Did Not Finish      **DNS** Did Not Start      **DQB** Disqualified for unsportsmanlike behaviour  
**DSQ** Disqualified

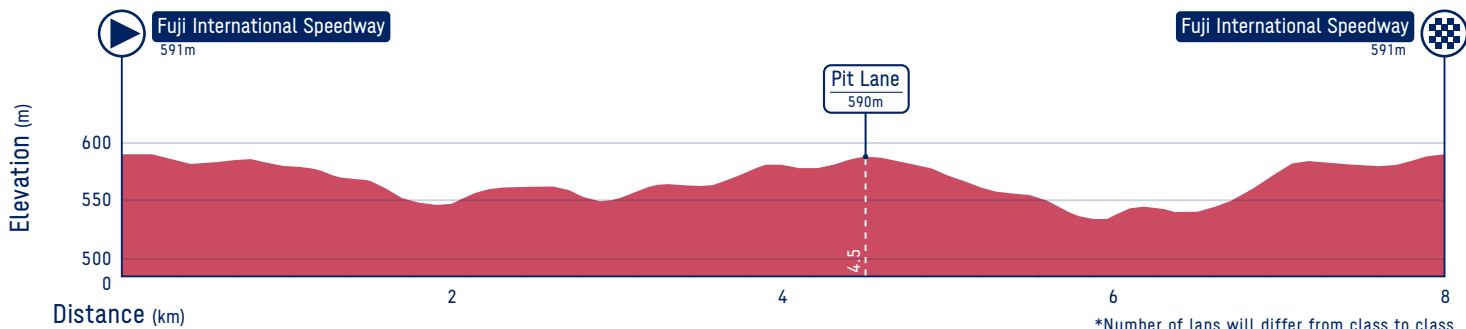
# Paralympic Time Trial (Men/Women):B,H1-5,T1-2,C1-5



300m

Elevation (m) 400 500 600 700 800

This map is based on the 1:25,000 Scale Topographic Map published by Geospatial Information Authority of Japan with its approval under the article 30 of The Survey Act. (Approval Number JYOU-SHI No.444-620 2017)  
This map is based on the Digital Map 50m Grid (Elevation) published by Geospatial Information Authority of Japan with its approval under the article 30 of The Survey Act.(Approval Number JYOU-SHI No. 445-337 2017)





## Start List

### スタートリスト

Start Time	Race Number	Name	Sport Class	NPC Code	Factor (%)	Date of Birth	Time
15:23:00	108	SEMOCHKIN Sergei	T1	RPC	86.480	13 APR 1986	_____
15:24:00	103	CHEN Jianxin	T1	CHN	86.480	7 SEP 1986	_____
15:25:00	106	FARRONI Giorgio	T1	ITA	86.480	28 SEP 1976	_____
15:26:00	104	BETANCOURT QUIROGA Juan Jose	T2	COL	100.000	15 JUL 1999	_____
15:27:00	107	HILLS Stephen	T2	NZL	100.000	15 DEC 1981	_____
15:28:00	101	JONES Stuart	T2	AUS	100.000	2 JUL 1969	_____
15:29:00	102	CELEN Tim	T2	BEL	100.000	26 FEB 1998	_____
15:30:00	109	RODRIGUEZ Matthew	T2	USA	100.000	8 JUN 1972	_____
15:31:00	105	REINOSO FIGUEROLA Joan	T2	ESP	100.000	10 JUL 1991	_____

Entries / NPCs	Race Configuration			Total Race Distance
9 / 9	2 laps of 8 Km			16.0km
Helmet Colour:	T1 Men = None	T2 Men = None		



## Results

結果

Rank	Race Number	Name	Sport Class	NPC Code	Split 1 at 8km	Time	Factor (%)	Final Time with % Factor
1	103	CHEN Jianxin	T1	CHN	14:06.99 (1)	28:54.88 (1) 14:47.89 (1)	86.480	25:00.32
2	106	FARRONI Giorgio	T1	ITA	15:47.38 (7)	32:10.83 (6) 16:23.45 (6)	86.480	27:49.78
3	102	CELEN Tim	T2	BEL	15:11.91 (5)	30:44.21 (2) 15:32.30 (2)	100.000	30:44.21
4	105	REINOSO FIGUEROLA Joan	T2	ESP	15:06.26 (3)	31:07.27 (3) 16:01.01 (4)	100.000	31:07.27
5	101	JONES Stuart	T2	AUS	14:52.53 (2)	31:12.94 (4) 16:20.41 (5)	100.000	31:12.94
6	104	BETANCOURT QUIROGA Juan Jose	T2	COL	15:21.74 (6)	31:15.64 (5) 15:53.90 (3)	100.000	31:15.64
7	108	SEMOCHKIN Sergei	T1	RPC	18:05.44 (9)	36:30.61 (9) 18:25.17 (9)	86.480	31:34.44
8	107	HILLS Stephen	T2	NZL	15:55.84 (8)	32:26.36 (7) 16:30.52 (7)	100.000	32:26.36
9	109	RODRIGUEZ Matthew	T2	USA	15:08.50 (4)	32:39.47 (8) 17:30.97 (8)	100.000	32:39.47

Average Speed	Race Configuration	Total Race Distance
33.201km/h	2 laps of 8 Km	16.0km

Participants						Weather	Temperature (°C)
Entries / NPCs	Ranked	DNF	DSQ	DNS	DQB		
9 / 9	9	0	0	0	0	Sunny	23

**Note:**

All times shown are real times unless otherwise indicated.

**Legend:**

**DNF** Did Not Finish      **DNS** Did Not Start      **DQB** Disqualified for unsportsmanlike behaviour  
**DSQ** Disqualified

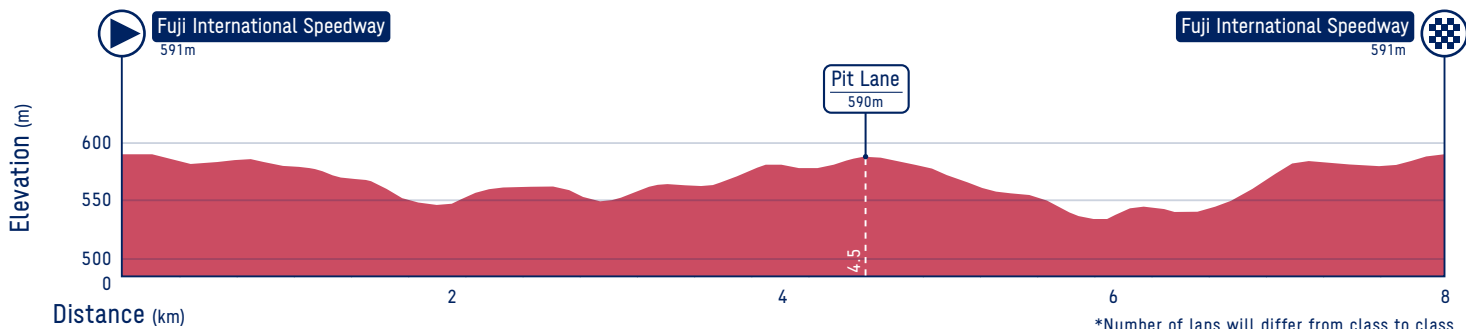
# Paralympic Time Trial (Men/Women):B,H1-5,T1-2,C1-5



300m

Elevation (m) 400 500 600 700 800

This map is based on the 1:25,000 Scale Topographic Map published by Geospatial Information Authority of Japan with its approval under the article 30 of The Survey Act. (Approval Number JYOU-SHI No.444-620 2017)  
This map is based on the Digital Map 50m Grid (Elevation) published by Geospatial Information Authority of Japan with its approval under the article 30 of The Survey Act.(Approval Number JYOU-SHI No. 445-337 2017)





## Start List

スタートリスト

**REVISED**  
31 AUG 8:51

Start Time	Race Number	Name	Sport Class	NPC Code	Date of Birth	Time
13:30:00	362	TEE Wee Leong	B	SGP	29 JUL 1981	_____
		ANG Kee Meng	PLT	SGP	17 OCT 1986	_____
13:31:00	356	OCELKA Robert	B	HUN	26 JAN 1974	_____
		NAGY Gergely	PLT	HUN	12 DEC 1981	_____
13:32:00	360	PETROVIC Milan	B	SRB	8 FEB 1987	_____
		SMELCEROVIC Goran	PLT	SRB	31 DEC 1982	_____
13:33:00	361	BEAUGILLET Raphael	B	FRA	17 SEP 1989	_____
		PERVIS Francois	PLT	FRA	16 OCT 1984	_____
13:34:00	351	GOMEZ Maximiliano Ramon	B	ARG	12 FEB 1979	_____
		TOLOSA Sebastian Jose	PLT	ARG	16 NOV 1988	_____
13:35:00	358	BANGMA Tristan	B	NED	6 OCT 1997	_____
		BOS Patrick	PLT	NED	20 AUG 1987	_____
13:36:00	353	VENGE BALBOA Christian	B	ESP	1 DEC 1972	_____
		MARTIN INFANTE Noel	PLT	ESP	20 NOV 1989	_____
13:37:00	352	BELLIDO GUERRERO Adolfo	B	ESP	3 MAY 1983	_____
		TERUEL ROVIRA Eloy	PLT	ESP	20 NOV 1982	_____
13:38:00	359	ter SCHURE Vincent	B	NED	24 OCT 1979	_____
		FRANSEN Timo	PLT	NED	3 JUN 1987	_____
13:39:00	354	LLOVERAS Alexandre	B	FRA	26 JUN 2000	_____
		ERMENAUULT Corentin	PLT	FRA	27 JAN 1996	_____
13:40:00	355	BATE Stephen	B	GBR	24 AUG 1977	_____
		DUGGLEBY Adam	PLT	GBR	16 OCT 1984	_____

Entries / NPCs	Race Configuration		Total Race Distance
11 / 8	4 laps of 8 Km		32.0km
Helmet Colour:	B Men = None		

**Legend:**

PLT Pilot

**REVISED**

Pilot missing.



## Results

結果

Rank	Race Number	Name	Sport Class	NPC Code	Split 1 at 8km	Split 2 at 16km	Split 3 at 24km	Final Time	Time Behind	Average Speed
1	354	<b>LLOVERAS Alexandre</b>	B	FRA	10:12.76 (1)	20:44.38 (2)	31:19.91 (1)	<b>41:54.02 (1)</b>	+0.00	45.823
		ERMENAULT Corentin	PLT	FRA		10:31.62 (2)	10:35.53 (2)	10:34.11 (2)		
2	359	<b>ter SCHURE Vincent</b>	B	NED	10:39.72 (3)	21:12.13 (4)	31:46.84 (2)	<b>42:00.77 (2)</b>	+6.75	45.700
		FRANSEN Timo	PLT	NED		10:32.41 (3)	10:34.71 (1)	10:13.93 (1)		
3	353	<b>VENGE BALBOA Christian</b>	B	ESP	10:42.34 (4)	21:26.09 (5)	32:10.55 (3)	<b>42:52.12 (3)</b>	+58.10	44.788
		MARTIN INFANTE Noel	PLT	ESP		10:43.75 (5)	10:44.46 (3)	10:41.57 (3)		
4	352	<b>BELLIDO GUERRERO Adolfo</b>	B	ESP	10:21.40 (2)	21:02.87 (3)	32:22.39 (4)	<b>43:12.76 (4)</b>	+1:18.74	44.431
		TERUEL ROVIRA Eloy	PLT	ESP		10:41.47 (4)	11:19.52 (5)	10:50.37 (4)		
5	351	<b>GOMEZ Maximiliano Ramon</b>	B	ARG	11:19.83 (5)	23:18.93 (6)	35:10.82 (5)	<b>46:59.35 (5)</b>	+5:05.33	40.860
		TOLOSA Sebastian Jose	PLT	ARG		11:59.10 (6)	11:51.89 (6)	11:48.53 (6)		
6	358	<b>BANGMA Tristan</b>	B	NED	11:47.05 (7)	25:06.78 (8)	36:20.93 (6)	<b>47:20.91 (6)</b>	+5:26.89	40.550
		BOS Patrick	PLT	NED		13:19.73 (8)	11:14.15 (4)	10:59.98 (5)		
7	360	<b>PETROVIC Milan</b>	B	SRB	12:16.58 (8)	24:40.21 (7)	37:19.10 (7)	<b>49:45.02 (7)</b>	+7:51.00	38.593
		SMELCEROVIC Goran	PLT	SRB		12:23.63 (7)	12:38.89 (7)	12:25.92 (7)		
8	356	<b>OCELKA Robert</b>	B	HUN	12:25.12 (9)	34:41.83(10)	47:53.55 (9)	<b>1:00:54.97 (8)</b>	+19:00.95	31.519
		NAGY Gergely	PLT	HUN		22:16.71(10)	13:11.72 (8)	13:01.42 (8)		
9	361	<b>BEAUGILLET Raphael</b>	B	FRA	14:06.29(10)	29:12.04 (9)	45:18.68 (8)	<b>1:01:23.32 (9)</b>	+19:29.30	31.276
		PERVIS Francois	PLT	FRA		15:05.75 (9)	16:06.64 (9)	16:04.64 (9)		
	355	<b>BATE Stephen</b>	B	GBR	11:38.09 (6)	11:44.42 (1)		<b>DNF</b>		
		DUGGLEBY Adam	PLT	GBR		0:06.33 (1)				
	362	<b>TEE Wee Leong</b>	B	SGP	27:06.60(11)			<b>DNF</b>		
		ANG Kee Meng	PLT	SGP						





## Results

結果

Rank	Race Number	Name	Sport Class	NPC Code	Split 1 at 8km	Split 2 at 16km	Split 3 at 24km	Final Time	Time Behind	Average Speed
------	-------------	------	-------------	----------	----------------	-----------------	-----------------	------------	-------------	---------------

Average Speed	Race Configuration	Total Race Distance
45.823km/h	4 laps of 8 Km	32.0km

Participants						Weather	Temperature (°C)
Entries / NPCs	Ranked	DNF	DSQ	DNS	DQB		
11 / 8	9	2	0	0	0	Sunny	23

**Note:**

All times shown are real times unless otherwise indicated.

**Legend:**

**DNF** Did Not Finish      **DNS** Did Not Start      **DQB** Disqualified for unsportsmanlike behaviour  
**DSQ** Disqualified      **PLT** Pilot

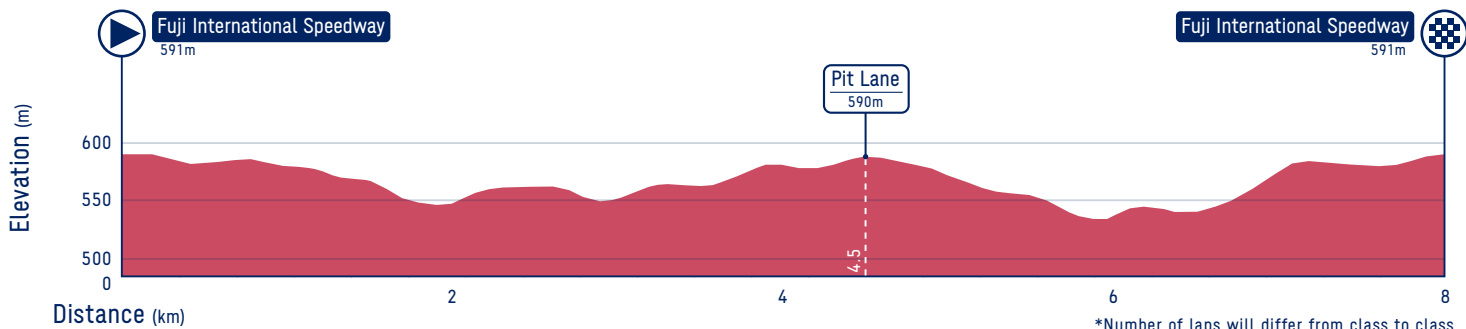
# Paralympic Time Trial (Men/Women):B,H1-5,T1-2,C1-5



300m

Elevation (m) 400 500 600 700 800

This map is based on the 1:25,000 Scale Topographic Map published by Geospatial Information Authority of Japan with its approval under the article 30 of The Survey Act. (Approval Number JYOU-SHI No.444-620 2017)  
This map is based on the Digital Map 50m Grid (Elevation) published by Geospatial Information Authority of Japan with its approval under the article 30 of The Survey Act.(Approval Number JYOU-SHI No. 445-337 2017)





## Start List

スタートリスト

Start Time	Race Number	Name	Sport Class	NPC Code	Factor (%)	Date of Birth	Time
10:35:00	275	ALBERTSDOTTIR Arna	H3	ISL	100.000	8 JUN 1990	_____
10:36:00	277	LEE Gyeonghwa	H3	KOR	100.000	24 SEP 1972	_____
10:37:00	280	DANA Alicia	H3	USA	100.000	12 FEB 1969	_____
10:38:00	271	EGGER Elisabeth	H3	AUT	100.000	7 JUN 1996	_____
10:39:00	272	MARTINS MALAVAZZI Jady	H3	BRA	100.000	7 SEP 1994	_____
10:40:00	287	VANDEVYVER Laurence	H3	BEL	100.000	10 AUG 1982	_____
10:41:00	273	ANTOSOVA Katerina	H3	CZE	100.000	2 FEB 1965	_____
10:42:00	279	OROSZOVA Anna	H3	SVK	100.000	23 MAR 1963	_____
10:43:00	278	KALUZA Renata	H3	POL	100.000	28 APR 1981	_____
10:44:00	274	ZEYEN Annika	H3	GER	100.000	17 FEB 1985	_____
10:45:00	276	PORCELLATO Francesca	H3	ITA	100.000	5 SEP 1970	_____

Entries / NPCs	Race Configuration			Total Race Distance
11 / 11	2 laps of 8 Km			16.0km
Helmet Colour:	H3 Women = None			



## Results

結果

Rank	Race Number	Name	Sport Class	NPC Code	Split 1 at 8km	Time	Factor (%)	Final Time with % Factor
1	274	ZEYEN Annika	H3	GER	16:16.84 (2)	32:46.97 (1) 16:30.13 (1)	100.000	<b>32:46.97</b>
2	276	PORCELLATO Francesca	H3	ITA	16:26.32 (3)	33:30.52 (2) 17:04.20 (2)	100.000	<b>33:30.52</b>
3	278	KALUZA Renata	H3	POL	16:39.98 (4)	33:50.32 (3) 17:10.34 (3)	100.000	<b>33:50.32</b>
4	279	OROSZOVA Anna	H3	SVK	17:45.16 (6)	35:36.37 (4) 17:51.21 (4)	100.000	<b>35:36.37</b>
5	273	ANTOSOVA Katerina	H3	CZE	17:27.48 (5)	35:39.64 (5) 18:12.16 (5)	100.000	<b>35:39.64</b>
6	280	DANA Alicia	H3	USA	15:51.33 (1)	37:09.19 (6) 21:17.86 (8)	100.000	<b>37:09.19</b>
7	272	MARTINS MALAVAZZI Jady	H3	BRA	18:45.17 (7)	38:11.10 (7) 19:25.93 (6)	100.000	<b>38:11.10</b>
8	287	VANDEVYVER Laurence	H3	BEL	20:49.51 (9)	41:07.14 (8) 20:17.63 (7)	100.000	<b>41:07.14</b>
9	277	LEE Gyeonghwa	H3	KOR	20:48.33 (8)	42:14.22 (9) 21:25.89 (9)	100.000	<b>42:14.22</b>
10	271	EGGER Elisabeth	H3	AUT	22:31.41(10)	46:02.84 (10) 23:31.43 (10)	100.000	<b>46:02.84</b>
11	275	ALBERTSDOTTIR Arna	H3	ISL	23:00.56(11)	48:22.33 (11) 25:21.77 (11)	100.000	<b>48:22.33</b>

Average Speed	Race Configuration	Total Race Distance
29.284km/h	2 laps of 8 Km	16.0km

Participants						Weather	Temperature (°C)
Entries / NPCs	Ranked	DNF	DSQ	DNS	DQB		
11 / 11	11	0	0	0	0	Sunny	23

**Note:**  
All times shown are real times unless otherwise indicated.

**Legend:**  
**DNF** Did Not Finish      **DNS** Did Not Start      **DQB** Disqualified for unsportsmanlike behaviour  
**DSQ** Disqualified

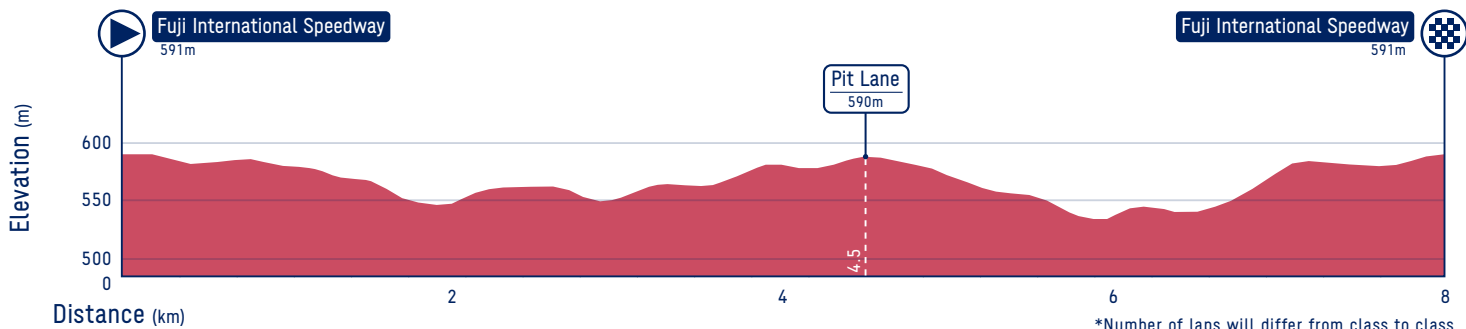
# Paralympic Time Trial (Men/Women):B,H1-5,T1-2,C1-5



300m

Elevation (m) 400 500 600 700 800

This map is based on the 1:25,000 Scale Topographic Map published by Geospatial Information Authority of Japan with its approval under the article 30 of The Survey Act. (Approval Number JYOU-SHI No.444-620 2017)  
This map is based on the Digital Map 50m Grid (Elevation) published by Geospatial Information Authority of Japan with its approval under the article 30 of The Survey Act.(Approval Number JYOU-SHI No. 445-337 2017)





## Start List

### スタートリスト

Start Time	Race Number	Name	Sport Class	NPC Code	Factor (%)	Date of Birth	Time
09:59:00	283	TANGEN Suzanna	H4	NOR	100.000	27 APR 1989	_____
10:00:00	286	STOCKLI Sandra	H4	SUI	100.000	29 AUG 1985	_____
10:01:00	285	GRAF Sandra	H4	SUI	100.000	9 DEC 1969	_____
10:02:00	284	MOSHKOVICH Svetlana	H4	RPC	100.000	4 JUN 1983	_____
10:03:00	282	JANSEN Jennette	H4	NED	100.000	17 APR 1968	_____
10:04:00	281	LEE Doyeon	H4	KOR	100.000	9 JAN 1972	_____
10:05:00	31	SUN Bianbian	H5	CHN	100.000	27 JUL 1988	_____
10:06:00	36	MASTERS Oksana	H5	USA	100.000	19 JUN 1989	_____
10:07:00	32	ESKAU Andrea	H5	GER	100.000	21 MAR 1971	_____
10:08:00	33	AERE Katia	H5	ITA	100.000	28 AUG 1971	_____
10:09:00	34	VITELARU Ana Maria	H5	ITA	100.000	30 MAR 1983	_____
10:10:00	35	HAENEN Chantal	H5	NED	100.000	22 APR 1997	_____

Entries / NPCs	Race Configuration			Total Race Distance
12 / 9	3 laps of 8 Km			24.0km
Helmet Colour:	H4 Women = None	H5 Women = None		



## Results

結果

Rank	Race Number	Name	Sport Class	NPC Code	Split 1 at 8km	Split 2 at 16km	Time	Factor (%)	Final Time with % Factor
1	36	MASTERS Oksana	H5	USA	15:21.52 (2)	30:32.30 (1)	45:40.05 (1)	100.000	<b>45:40.05</b>
2	31	SUN Bianbian	H5	CHN	15:40.22 (3)	31:29.07 (2)	47:26.53 (2)	100.000	<b>47:26.53</b>
3	282	JANSEN Jennette	H4	NED	15:51.31 (4)	32:17.86 (3)	48:45.69 (3)	100.000	<b>48:45.69</b>
4	35	HAENEN Chantal	H5	NED	15:58.73 (5)	32:42.08 (5)	49:15.28 (4)	100.000	<b>49:15.28</b>
5	32	ESKAU Andrea	H5	GER	15:20.97 (1)	32:41.57 (4)	50:10.19 (5)	100.000	<b>50:10.19</b>
6	33	AERE Katia	H5	ITA	16:05.10 (6)	33:16.65 (6)	50:40.24 (6)	100.000	<b>50:40.24</b>
7	34	VITELARU Ana Maria	H5	ITA	16:22.51 (7)	33:35.77 (7)	50:58.69 (7)	100.000	<b>50:58.69</b>
8	286	STOCKLI Sandra	H4	SUI	17:24.99 (8)	35:13.41 (9)	52:44.91 (8)	100.000	<b>52:44.91</b>
9	284	MOSHKOVICH Svetlana	H4	RPC	17:27.47 (9)	34:55.68 (8)	52:47.14 (9)	100.000	<b>52:47.14</b>
10	281	LEE Doyeon	H4	KOR	17:35.25(11)	36:13.60(11)	55:42.91 (10)	100.000	<b>55:42.91</b>
11	285	GRAF Sandra	H4	SUI	17:28.28(10)	36:04.39(10)	55:45.74 (11)	100.000	<b>55:45.74</b>
12	283	TANGEN Suzanna	H4	NOR	18:42.87(12)	38:03.03(12)	57:38.97 (12)	100.000	<b>57:38.97</b>

Average Speed	Race Configuration	Total Race Distance
31.532km/h	3 laps of 8 Km	24.0km

Participants						Weather	Temperature (°C)
Entries / NPCs	Ranked	DNF	DSQ	DNS	DQB		
12 / 9	12	0	0	0	0	Sunny	23

**Note:**  
All times shown are real times unless otherwise indicated.

**Legend:**  
**DNF** Did Not Finish      **DNS** Did Not Start      **DQB** Disqualified for unsportsmanlike behaviour  
**DSQ** Disqualified

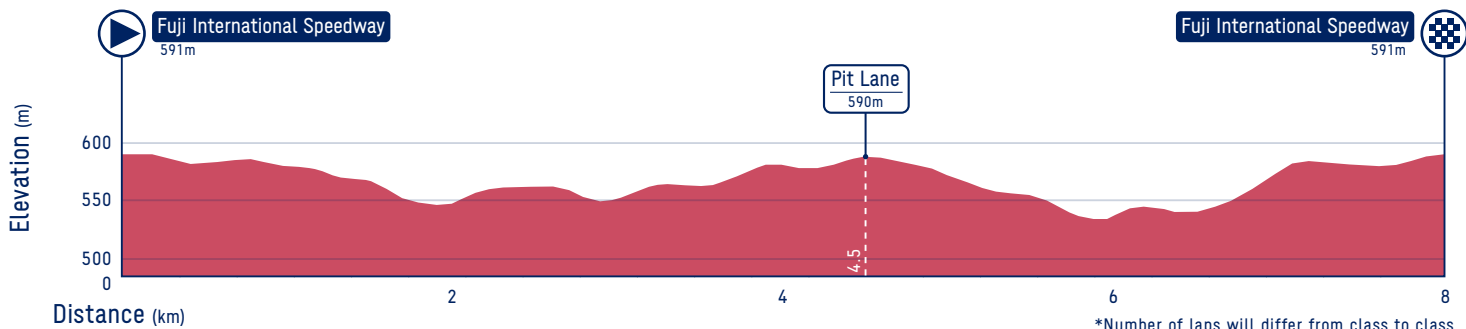
# Paralympic Time Trial (Men/Women):B,H1-5,T1-2,C1-5



300m

Elevation (m) 400 500 600 700 800

This map is based on the 1:25,000 Scale Topographic Map published by Geospatial Information Authority of Japan with its approval under the article 30 of The Survey Act. (Approval Number JYOU-SHI No.444-620 2017)  
This map is based on the Digital Map 50m Grid (Elevation) published by Geospatial Information Authority of Japan with its approval under the article 30 of The Survey Act.(Approval Number JYOU-SHI No. 445-337 2017)







## Start List

### スタートリスト

Start Time	Race Number	Name	Sport Class	NPC Code	Factor (%)	Date of Birth	Time
08:55:00	291	QIAN Wangwei	C1	CHN	92.430	24 SEP 1994	_____
08:56:00	296	ELLINGTON Sarah	C2	NZL	96.410	1 NOV 1989	_____
08:57:00	295	FUJII Miho	C2	JPN	96.410	31 OCT 1994	_____
08:58:00	292	ZENG Sini	C2	CHN	96.410	3 JAN 1988	_____
08:59:00	294	MARZINKE Yvonne	C2	AUT	96.410	15 JUN 1976	_____
09:00:00	293	MUNEVAR FLOREZ Daniela Carolina	C2	COL	96.410	18 JUL 1995	_____
09:01:00	301	TIMOTHY Richael	C3	IRL	100.000	27 APR 1995	_____
09:02:00	305	WHITMORE Jamie	C3	USA	100.000	4 MAY 1976	_____
09:03:00	302	SUGIURA Keiko	C3	JPN	100.000	26 DEC 1970	_____
09:04:00	298	WANG Xiaomei	C3	CHN	100.000	20 AUG 2000	_____
09:05:00	304	BROWN Clara	C3	USA	100.000	3 NOV 1995	_____
09:06:00	297	GRECO Paige	C3	AUS	100.000	19 FEB 1997	_____
09:07:00	299	MARC Elise	C3	FRA	100.000	25 OCT 1987	_____
09:08:00	303	BECK Anna	C3	SWE	100.000	24 NOV 1979	_____
09:09:00	300	SCHINDLER Denise	C3	GER	100.000	9 NOV 1985	_____

Entries / NPCs	Race Configuration			Total Race Distance
15 / 11	2 laps of 8 Km			16.0km
Helmet Colour:	C1 Women = None	C2 Women = None	C3 Women = None	



## Results

結果

Rank	Race Number	Name	Sport Class	NPC Code	Split 1 at 8km	Time	Factor (%)	Final Time with % Factor
1	302	SUGIURA Keiko	C3	JPN	12:44.69 (1)	25:55.76 (1) 13:11.07 (2)	100.000	25:55.76
2	303	BECK Anna	C3	SWE	13:06.00 (2)	26:18.03 (2) 13:12.03 (3)	100.000	26:18.03
3	297	GRECO Paige	C3	AUS	13:29.55 (4)	26:37.54 (3) 13:07.99 (1)	100.000	26:37.54
4	292	ZENG Sini	C2	CHN	13:46.05 (7)	27:54.05 (7) 14:08.00 (7)	96.410	26:53.95
5	304	BROWN Clara	C3	USA	13:32.59 (5)	26:57.28 (4) 13:24.69 (4)	100.000	26:57.28
6	298	WANG Xiaomei	C3	CHN	13:28.39 (3)	27:09.89 (5) 13:41.50 (5)	100.000	27:09.89
7	305	WHITMORE Jamie	C3	USA	13:38.96 (6)	27:20.48 (6) 13:41.52 (6)	100.000	27:20.48
8	293	MUNEVAR FLOREZ Daniela Carolina	C2	COL	14:05.44 (8)	28:59.26 (9) 14:53.82 (9)	96.410	27:56.82
9	300	SCHINDLER Denise	C3	GER	14:09.17 (9)	28:44.33 (8) 14:35.16 (8)	100.000	28:44.33
10	296	ELLINGTON Sarah	C2	NZL	14:41.19(11)	30:09.02 (11) 15:27.83 (11)	96.410	29:04.08
11	291	QIAN Wangwei	C1	CHN	15:23.06(13)	31:42.32 (13) 16:19.26 (14)	92.430	29:18.31
12	299	MARC Elise	C3	FRA	14:21.91(10)	29:32.92 (10) 15:11.01 (10)	100.000	29:32.92
13	294	MARZINKE Yvonne	C2	AUT	15:34.70(14)	31:43.53 (14) 16:08.83 (13)	96.410	30:35.19
14	301	TIMOTHY Richael	C3	IRL	15:14.04(12)	30:55.24 (12) 15:41.20 (12)	100.000	30:55.24
15	295	FUJII Miho	C2	JPN	16:58.27(15)	34:23.08 (15) 17:24.81 (15)	96.410	33:09.02

Average Speed	Race Configuration	Total Race Distance
37.024km/h	2 laps of 8 Km	16.0km

Participants						Weather	Temperature (°C)
Entries / NPCs	Ranked	DNF	DSQ	DNS	DQB		
15 / 11	15	0	0	0	0	Sunny	23

**Note:**  
All times shown are real times unless otherwise indicated.

**Legend:**  
**DNF** Did Not Finish      **DNS** Did Not Start      **DQB** Disqualified for unsportsmanlike behaviour  
**DSQ** Disqualified

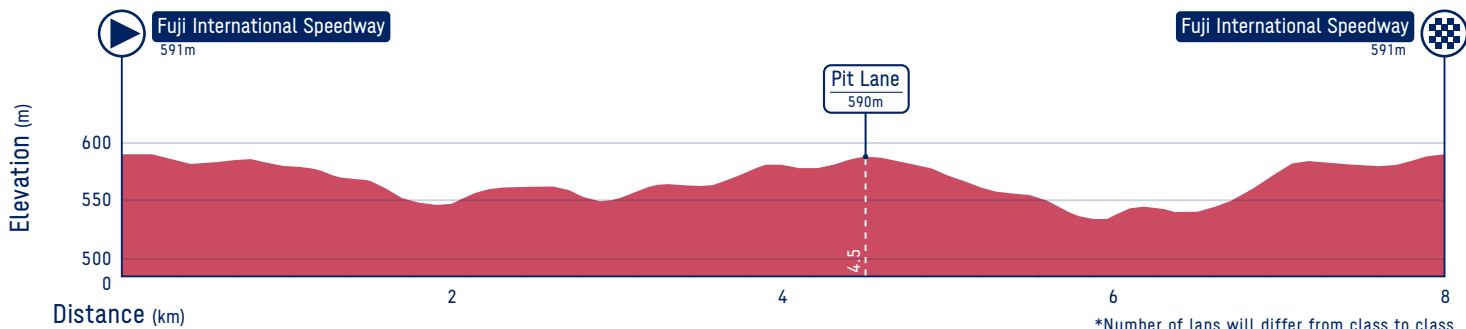
# Paralympic Time Trial (Men/Women):B,H1-5,T1-2,C1-5



300m

Elevation (m) 400 500 600 700 800

This map is based on the 1:25,000 Scale Topographic Map published by Geospatial Information Authority of Japan with its approval under the article 30 of The Survey Act. (Approval Number JYOU-SHI No.444-620 2017)  
This map is based on the Digital Map 50m Grid (Elevation) published by Geospatial Information Authority of Japan with its approval under the article 30 of The Survey Act.(Approval Number JYOU-SHI No. 445-337 2017)





## Start List

スタートリスト

Start Time	Race Number	Name	Sport Class	NPC Code	Date of Birth	Time
08:30:00	46	TAYLOR Anna	C4	NZL	7 AUG 1991	_____
08:31:00	44	RUAN Jianping	C4	CHN	19 DEC 1984	_____
08:32:00	57	O'BRIEN Kate	C4	CAN	23 JUL 1988	_____
08:33:00	41	LEMON Meg	C4	AUS	5 OCT 1989	_____
08:34:00	43	SHAW Keely	C4	CAN	18 JUL 1994	_____
08:35:00	42	PETRICOLA Emily	C4	AUS	24 APR 1980	_____
08:36:00	45	ALENCON Katell	C4	FRA	9 OCT 1986	_____
08:37:00	47	MORELLI Shawn	C4	USA	29 MAR 1976	_____

Entries / NPCs	Race Configuration			Total Race Distance
8 / 6	3 laps of 8 Km			24.0km
Helmet Colour:	C4 Women = None			



## Results

結果

Rank	Race Number	Name	Sport Class	NPC Code	Split 1 at 8km	Split 2 at 16km	Final Time	Time Behind	Average Speed
1	47	MORELLI Shawn	C4	USA	12:42.83 (1)	26:00.15 (1)	<b>39:33.79 (1)</b>	+0.00	36.397
2	42	PETRICOLA Emily	C4	AUS	13:10.22 (2)	26:36.32 (2)	<b>39:43.09 (2)</b>	+9.30	36.255
3	41	LEMON Meg	C4	AUS	13:39.63 (3)	27:34.94 (3)	<b>41:14.42 (3)</b>	+1:40.63	34.917
4	43	SHAW Keely	C4	CAN	13:55.56 (4)	28:00.80 (4)	<b>42:11.09 (4)</b>	+2:37.30	34.135
5	45	ALENCON Katell	C4	FRA	14:05.86 (5)	29:05.22 (5)	<b>44:18.59 (5)</b>	+4:44.80	32.498
6	44	RUAN Jianping	C4	CHN	14:39.83 (6)	29:51.96 (6)	<b>44:55.99 (6)</b>	+5:22.20	32.048
	46	TAYLOR Anna	C4	NZL	15:42.31 (7)	34:32.86 (7)	<b>DNF</b>		
	57	O'BRIEN Kate	C4	CAN	20:04.90 (8)	18:50.55 (7)	<b>DNF</b>		

Average Speed	Race Configuration	Total Race Distance
36.397km/h	3 laps of 8 Km	24.0km

Participants						Weather	Temperature (°C)
Entries / NPCs	Ranked	DNF	DSQ	DNS	DQB		
8 / 6	6	2	0	0	0	Sunny	23

**Note:**  
All times shown are real times unless otherwise indicated.

**Legend:**  
**DNF** Did Not Finish      **DNS** Did Not Start      **DQB** Disqualified for unsportsmanlike behaviour  
**DSQ** Disqualified

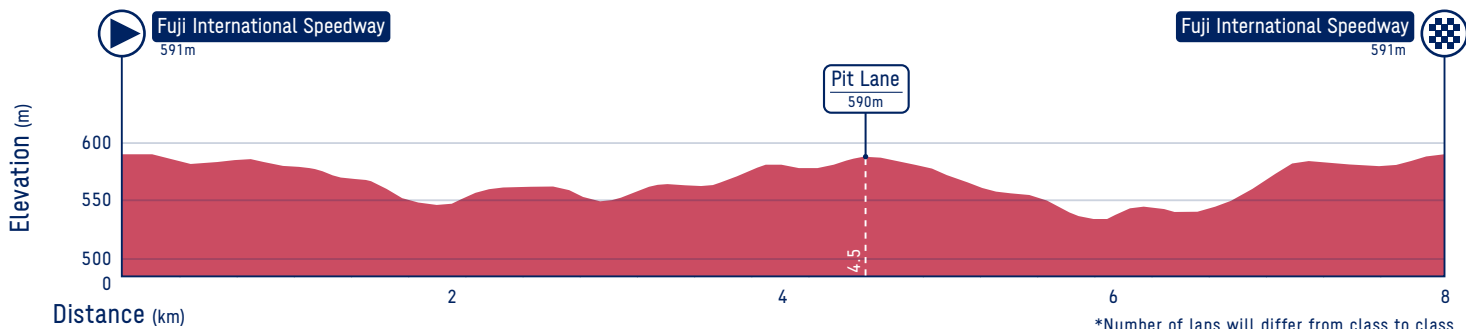
# Paralympic Time Trial (Men/Women):B,H1-5,T1-2,C1-5



300m

Elevation (m) 400 500 600 700 800

This map is based on the 1:25,000 Scale Topographic Map published by Geospatial Information Authority of Japan with its approval under the article 30 of The Survey Act. (Approval Number JYOU-SHI No.444-620 2017)  
This map is based on the Digital Map 50m Grid (Elevation) published by Geospatial Information Authority of Japan with its approval under the article 30 of The Survey Act.(Approval Number JYOU-SHI No. 445-337 2017)





## Start List

スタートリスト

Start Time	Race Number	Name	Sport Class	NPC Code	Date of Birth	Time
08:18:00	48	MONTENEGRO BATISTA LINS Ana Raquel	C5	BRA	11 MAR 1991	_____
08:19:00	50	DELGADO Mariela	C5	ARG	26 JUL 1986	_____
08:20:00	51	PATOUILLET Marie	C5	FRA	7 AUG 1988	_____
08:21:00	55	MURRAY Nicole	C5	NZL	13 OCT 1992	_____
08:22:00	56	PUNINA Alina	C5	RPC	19 MAR 2001	_____
08:23:00	49	OSSA VELOZA Paula Andrea	C5	COL	25 MAR 1992	_____
08:24:00	54	BRACHTENDORF Kerstin	C5	GER	22 MAY 1972	_____
08:25:00	52	LANE-WRIGHT Crystal	C5	GBR	13 SEP 1985	_____
08:26:00	53	STOREY Sarah	C5	GBR	26 OCT 1977	_____

Entries / NPCs	Race Configuration			Total Race Distance
9 / 8	3 laps of 8 Km			24.0km
Helmet Colour:	C5 Women = None			



## Results

結果

Rank	Race Number	Name	Sport Class	NPC Code	Split 1 at 8km	Split 2 at 16km	Final Time	Time Behind	Average Speed
1	53	STOREY Sarah	C5	GBR	11:36.25 (1)	23:37.77 (1)	<b>36:08.90 (1)</b>	+0.00	39.836
2	52	LANE-WRIGHT Crystal	C5	GBR	12:24.07 (2)	24:59.31 (2)	<b>37:40.89 (2)</b>	+1:31.99	38.215
3	54	BRACHTENDORF Kerstin	C5	GER	12:43.18 (3)	25:43.74 (3)	<b>38:34.49 (3)</b>	+2:25.59	37.330
4	51	PATOUILLET Marie	C5	FRA	12:58.54 (4)	27:04.05 (4)	<b>41:09.24 (4)</b>	+5:00.34	34.991
5	49	OSSA VELOZA Paula Andrea	C5	COL	13:10.03 (5)	27:08.56 (5)	<b>41:39.89 (5)</b>	+5:30.99	34.562
6	55	MURRAY Nicole	C5	NZL	13:13.95 (6)	27:20.33 (6)	<b>41:45.50 (6)</b>	+5:36.60	34.484
7	50	DELGADO Mariela	C5	ARG	13:57.71 (8)	28:47.90 (7)	<b>43:19.82 (7)</b>	+7:10.92	33.233
8	56	PUNINA Alina	C5	RPC	13:25.01 (7)	33:28.38 (8)	<b>48:27.51 (8)</b>	+12:18.6 1	29.716
9	48	MONTENEGRO BATISTA LINS Ana Raquel	C5	BRA	17:29.79 (9)	35:26.09 (9)	<b>53:30.61 (9)</b>	+17:21.7 1	26.911
						17:56.30 (8)	18:04.52 (9)		

Average Speed	Race Configuration	Total Race Distance
39.836km/h	3 laps of 8 Km	24.0km

Participants						Weather	Temperature (°C)
Entries / NPCs	Ranked	DNF	DSQ	DNS	DQB		
9 / 8	9	0	0	0	0	Sunny	23

**Note:**  
All times shown are real times unless otherwise indicated.

**Legend:**  
**DNF** Did Not Finish      **DNS** Did Not Start      **DQB** Disqualified for unsportsmanlike behaviour  
**DSQ** Disqualified



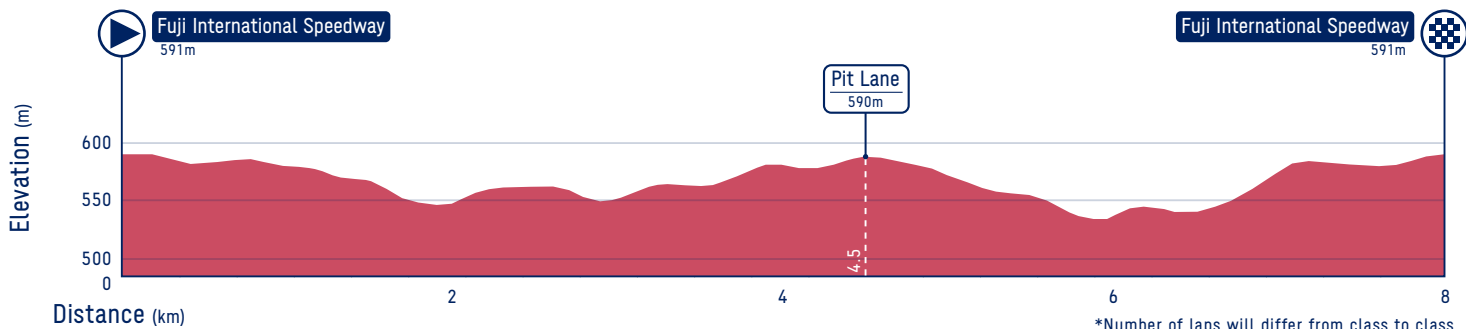
# Paralympic Time Trial (Men/Women):B,H1-5,T1-2,C1-5



300m

Elevation (m) 400 500 600 700 800

This map is based on the 1:25,000 Scale Topographic Map published by Geospatial Information Authority of Japan with its approval under the article 30 of The Survey Act. (Approval Number JYOU-SHI No.444-620 2017)  
This map is based on the Digital Map 50m Grid (Elevation) published by Geospatial Information Authority of Japan with its approval under the article 30 of The Survey Act.(Approval Number JYOU-SHI No. 445-337 2017)





## Start List

### スタートリスト

Start Time	Race Number	Name	Sport Class	NPC Code	Factor (%)	Date of Birth	Time
15:37:00	376	MALZBENDER Eltje	T1	NZL	86.480	15 MAY 1962	_____
15:38:00	378	MOULD Toni	T1	RSA	86.480	8 DEC 1983	_____
15:39:00	377	SIBAGATOVA Yulia	T1	RPC	86.480	23 JUL 1983	_____
15:40:00	373	GAUTIER Shelley	T1	CAN	86.480	31 OCT 1968	_____
15:41:00	379	SEREDA Monica	T2	USA	100.000	13 JUL 1967	_____
15:42:00	381	EL LATIF Aikaterini	T2	GRE	100.000	10 MAY 1982	_____
15:43:00	372	CROTEAU Marie-Eve	T2	CAN	100.000	19 JUN 1979	_____
15:44:00	380	WALSH Jill	T2	USA	100.000	19 JUN 1963	_____
15:45:00	375	MAJUNKE Jana	T2	GER	100.000	21 AUG 1990	_____
15:46:00	374	DREOCK KAESER Angelika	T2	GER	100.000	2 MAR 1967	_____
15:47:00	371	COOKE Carol	T2	AUS	100.000	6 AUG 1961	_____

Entries / NPCs	Race Configuration			Total Race Distance
11 / 8	2 laps of 8 Km			16.0km
Helmet Colour:	T1 Women = None	T2 Women = None		



## Results

結果

Rank	Race Number	Name	Sport Class	NPC Code	Split 1 at 8km	Time	Factor (%)	Final Time with % Factor
1	375	MAJUNKE Jana	T2	GER	17:44.08 (1)	36:06.17 (1) 18:22.09 (1)	100.000	<b>36:06.17</b>
2	371	COOKE Carol	T2	AUS	17:57.62 (3)	36:38.46 (2) 18:40.84 (2)	100.000	<b>36:38.46</b>
3	374	DREOCK KAESER Angelika	T2	GER	17:57.47 (2)	36:53.88 (3) 18:56.41 (3)	100.000	<b>36:53.88</b>
4	380	WALSH Jill	T2	USA	18:07.28 (4)	37:24.20 (4) 19:16.92 (4)	100.000	<b>37:24.20</b>
5	376	MALZBENDER Eltje	T1	NZL	22:13.67 (7)	44:57.21 (7) 22:43.54 (7)	86.480	<b>38:52.55</b>
6	372	CROTEAU Marie-Eve	T2	CAN	18:51.92 (5)	39:45.55 (5) 20:53.63 (5)	100.000	<b>39:45.55</b>
7	379	SEREDA Monica	T2	USA	18:56.30 (6)	40:48.12 (6) 21:51.82 (6)	100.000	<b>40:48.12</b>
8	373	GAUTIER Shelley	T1	CAN	22:47.68 (8)	47:33.05 (8) 24:45.37 (8)	86.480	<b>41:07.32</b>
9	377	SIBAGATOVA Yulia	T1	RPC	27:11.99 (9)	56:56.11 (9) 29:44.12 (10)	86.480	<b>49:14.25</b>
10	378	MOULD Toni	T1	RSA	30:14.51(11)	1:02:11.37 (11) 31:56.86 (11)	86.480	<b>53:46.89</b>
11	381	EL LATIF Aikaterini	T2	GRE	28:34.33(10)	58:13.66 (10) 29:39.33 (9)	100.000	<b>58:13.66</b>

Average Speed	Race Configuration	Total Race Distance
26.591km/h	2 laps of 8 Km	16.0km

Participants						Weather	Temperature (°C)
Entries / NPCs	Ranked	DNF	DSQ	DNS	DQB		
11 / 8	11	0	0	0	0	Sunny	23

**Note:**

All times shown are real times unless otherwise indicated.

**Legend:**

**DNF** Did Not Finish      **DNS** Did Not Start      **DQB** Disqualified for unsportsmanlike behaviour  
**DSQ** Disqualified

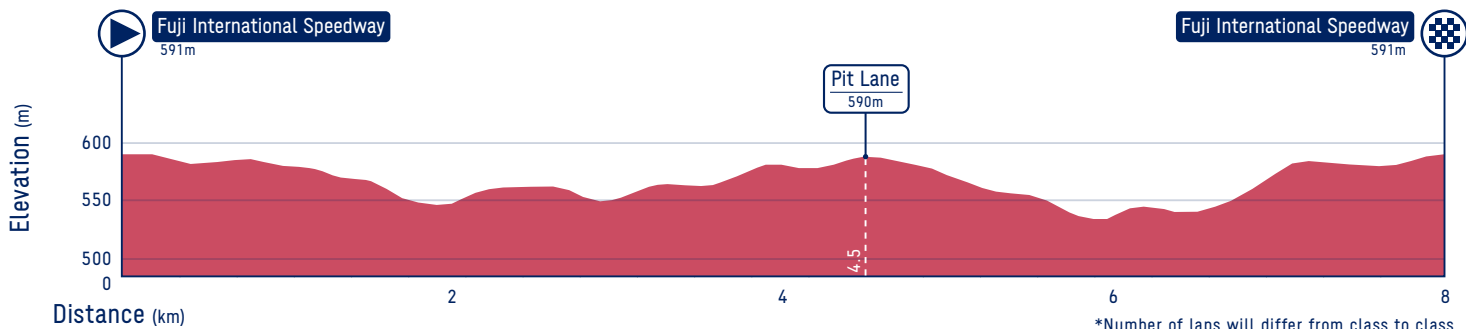
# Paralympic Time Trial (Men/Women):B,H1-5,T1-2,C1-5



300m

Elevation (m) 400 500 600 700 800

This map is based on the 1:25,000 Scale Topographic Map published by Geospatial Information Authority of Japan with its approval under the article 30 of The Survey Act. (Approval Number JYOU-SHI No.444-620 2017)  
This map is based on the Digital Map 50m Grid (Elevation) published by Geospatial Information Authority of Japan with its approval under the article 30 of The Survey Act.(Approval Number JYOU-SHI No. 445-337 2017)





## Start List

スタートリスト

**REVISED**  
31 AUG 8:57

Start Time	Race Number	Name	Sport Class	NPC Code	Date of Birth	Time
14:43:00	95	MOHD ZAIS Nur Azlia Syafinaz ZAINAL Nurul Suhada	B PLT	MAS MAS	14 APR 1998 10 SEP 1993	_____
14:44:00	91	HOET Griet MONSIEUR Anneleen	B PLT	BEL BEL	12 JUN 1978 26 JAN 1978	_____
14:45:00	96	KIRYLA Justyna TECLAW Aleksandra	B PLT	POL POL	11 OCT 1995 23 MAY 1986	_____
14:46:00	98	JANNERING Louise SVAERDSTROEM Anna	B PLT	SWE SWE	8 JUL 1997 11 MAY 1967	_____
14:47:00	93	UNWIN Sophie HOLL Jenny	B PLT	GBR GBR	23 JUL 1994 13 SEP 1999	_____
14:48:00	97	PUTYRA Dominika BANKOWSKA Ewa	B PLT	POL POL	25 NOV 1985 25 SEP 1984	_____
14:49:00	92	FACHIE Lora HALL Corrine	B PLT	GBR GBR	4 SEP 1988 20 FEB 1991	_____
14:50:00	94	DUNLEVY Katie-George McCRYSTAL Eve	B PLT	IRL IRL	26 NOV 1981 28 JUL 1978	_____

Entries / NPCs	Race Configuration		Total Race Distance
8 / 6	4 laps of 8 Km		32.0km
Helmet Colour:	B Women = None		

**Legend:**

PLT Pilot

**REVISED**

Missing pilot.



## Results

結果

Rank	Race Number	Name	Sport Class	NPC Code	Split 1 at 8km	Split 2 at 16km	Split 3 at 24km	Final Time	Time Behind	Average Speed
1	94	<b>DUNLEVY Katie-George</b>	B	IRL	11:34.26 (1)	23:22.62 (1)	35:31.13 (1)	<b>47:32.07 (1)</b>	+0.00	40.392
		McCRYSTAL Eve	PLT	IRL		11:48.36 (1)	12:08.51 (1)	12:00.94 (1)		
2	92	<b>FACHIE Lora</b>	B	GBR	11:43.60 (2)	23:50.03 (2)	36:09.13 (2)	<b>48:32.06 (2)</b>	+59.99	39.560
		HALL Corrine	PLT	GBR		12:06.43 (2)	12:19.10 (2)	12:22.93 (3)		
3	98	<b>JANNERING Louise</b>	B	SWE	12:00.29 (4)	24:32.95 (5)	37:14.25 (4)	<b>49:36.06 (3)</b>	+2:03.99	38.709
		SVAERDSTROEM Anna	PLT	SWE		12:32.66 (4)	12:41.30 (4)	12:21.81 (2)		
4	97	<b>PUTYRA Dominika</b>	B	POL	11:48.54 (3)	24:26.46 (3)	37:07.33 (3)	<b>49:45.17 (4)</b>	+2:13.10	38.591
		BANKOWSKA Ewa	PLT	POL		12:37.92 (5)	12:40.87 (3)	12:37.84 (4)		
5	93	<b>UNWIN Sophie</b>	B	GBR	12:00.38 (5)	24:30.73 (4)	37:17.40 (5)	<b>49:59.85 (5)</b>	+2:27.78	38.402
		HOLL Jenny	PLT	GBR		12:30.35 (3)	12:46.67 (5)	12:42.45 (5)		
6	96	<b>KIRYLA Justyna</b>	B	POL	12:11.09 (7)	25:16.77 (7)	38:22.14 (6)	<b>51:09.21 (6)</b>	+3:37.14	37.534
		TECLAW Aleksandra	PLT	POL		13:05.68 (6)	13:05.37 (6)	12:47.07 (6)		
7	91	<b>HOET Griet</b>	B	BEL	12:06.30 (6)	25:13.42 (6)	38:39.76 (7)	<b>52:07.58 (7)</b>	+4:35.51	36.834
		MONSIEUR Anneleen	PLT	BEL		13:07.12 (7)	13:26.34 (7)	13:27.82 (7)		
	95	<b>MOHD ZAIS Nur Azlia Syafinaz</b>	B	MAS	14:32.51 (8)	30:11.88 (8)	46:07.44 (8)	<b>DNF</b>		
		ZAINAL Nurul Suhada	PLT	MAS		15:39.37 (8)	15:55.56 (8)			

Average Speed	Race Configuration	Total Race Distance
40.392km/h	4 laps of 8 Km	32.0km

Participants						Weather	Temperature (°C)
Entries / NPCs	Ranked	DNF	DSQ	DNS	DQB		
8 / 6	7	1	0	0	0	Sunny	23

**Note:**  
All times shown are real times unless otherwise indicated.

**Legend:**

<b>DNF</b>	Did Not Finish	<b>DNS</b>	Did Not Start	<b>DQB</b>	Disqualified for unsportsmanlike behaviour
<b>DSQ</b>	Disqualified	<b>PLT</b>	Pilot		

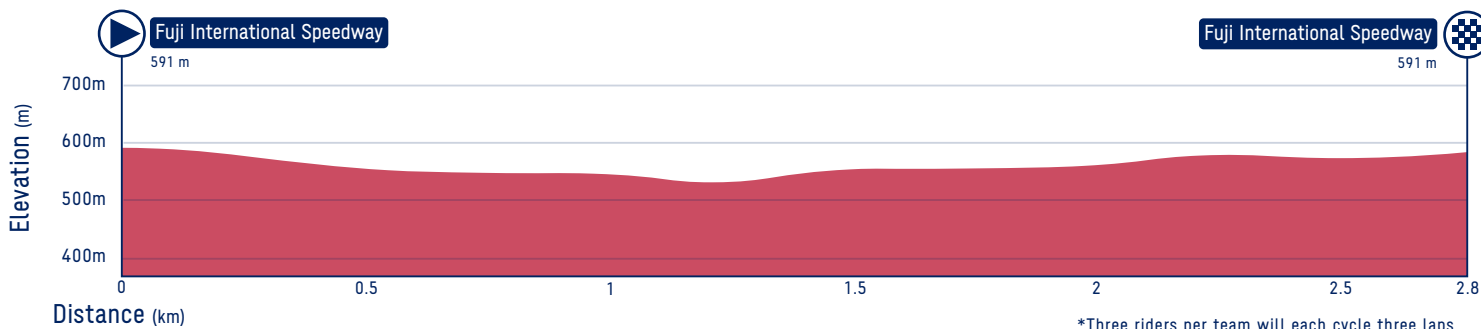
# Paralympic Mixed Team Relay



300m

Elevation (m) 400 500 600 700 800

This map is based on the 1:25,000 Scale Topographic Map published by Geospatial Information Authority of Japan with its approval under the article 30 of The Survey Act. (Approval Number JYOU-SHI No.444-620 2017)  
This map is based on the Digital Map 50m Grid (Elevation) published by Geospatial Information Authority of Japan with its approval under the article 30 of The Survey Act.(Approval Number JYOU-SHI No. 445-337 2017)



\*Three riders per team will each cycle three laps.



## Results

結果

Rank	Race Number	NPC Name	Sport Class	Gender	Lap	Time	Time Behind
<b>1</b>	<b>1</b>	<b>ITA - Italy</b>				<b>52:32</b>	
Round 1	261	CECCHETTO Paolo	H3	M	5:17 (6)	5:17 (6)	
	240	MAZZONE Luca	H2	M	6:16 (2)	11:34 (2)	
	4	COLOMBARI Diego	H5	M	5:17 (3)	16:51 (1)	
Round 2	261	CECCHETTO Paolo	H3	M	5:53 (6)	22:45 (1)	
	240	MAZZONE Luca	H2	M	6:22 (3)	29:07 (1)	
	4	COLOMBARI Diego	H5	M	5:26 (4)	34:34 (1)	
Round 3	261	CECCHETTO Paolo	H3	M	6:01 (6)	40:35 (1)	
	240	MAZZONE Luca	H2	M	6:29 (3)	47:05 (1)	
	4	COLOMBARI Diego	H5	M	5:26 (4)	52:32 (1)	
<b>2</b>	<b>4</b>	<b>FRA - France</b>				<b>53:03</b>	<b>+31</b>
Round 1	259	TARSIM Riadh	H3	M	5:13 (4)	5:13 (4)	
	239	JOUANNY Florian	H2	M	7:56 (10)	13:09 (10)	
	2	VERGNAUD Loic	H5	M	5:04 (1)	18:13 (5)	
Round 2	259	TARSIM Riadh	H3	M	5:50 (3)	24:04 (7)	
	239	JOUANNY Florian	H2	M	6:34 (5)	30:39 (5)	
	2	VERGNAUD Loic	H5	M	5:13 (1)	35:52 (5)	
Round 3	259	TARSIM Riadh	H3	M	5:40 (3)	41:33 (3)	
	239	JOUANNY Florian	H2	M	6:29 (2)	48:02 (3)	
	2	VERGNAUD Loic	H5	M	5:01 (1)	53:03 (2)	
<b>3</b>	<b>8</b>	<b>USA - United States</b>				<b>53:11</b>	<b>+39</b>
Round 1	266	PINNEY Ryan	H3	M	5:26 (8)	5:26 (8)	
	280	DANA Alicia	H3	F	6:37 (5)	12:03 (5)	
	9	de los SANTOS Alfredo	H5	M	5:15 (2)	17:19 (2)	
Round 2	266	PINNEY Ryan	H3	M	6:03 (7)	23:22 (3)	
	280	DANA Alicia	H3	F	6:35 (6)	29:58 (3)	
	9	de los SANTOS Alfredo	H5	M	5:21 (2)	35:20 (2)	
Round 3	266	PINNEY Ryan	H3	M	5:55 (5)	41:15 (2)	
	280	DANA Alicia	H3	F	6:36 (4)	47:51 (2)	
	9	de los SANTOS Alfredo	H5	M	5:20 (2)	53:11 (3)	
<b>4</b>	<b>3</b>	<b>GER - Germany</b>				<b>53:55</b>	<b>+1:23</b>
Round 1	16	JEFFRE Bernd	H4	M	5:17 (5)	5:17 (5)	
	274	ZEYEN Annika	H3	F	6:30 (4)	11:47 (3)	
	260	MERKLEIN Vico	H3	M	5:44 (5)	17:31 (3)	
Round 2	16	JEFFRE Bernd	H4	M	5:50 (4)	23:22 (2)	
	274	ZEYEN Annika	H3	F	6:29 (4)	29:52 (2)	
	260	MERKLEIN Vico	H3	M	5:46 (5)	35:39 (3)	
Round 3	16	JEFFRE Bernd	H4	M	5:53 (4)	41:33 (4)	
	274	ZEYEN Annika	H3	F	6:37 (5)	48:11 (4)	
	260	MERKLEIN Vico	H3	M	5:44 (5)	53:55 (4)	





## Results

結果

Rank	Race Number	NPC Name	Sport Class	Gender	Lap	Time	Time Behind
<b>5</b>	<b>2</b>	<b>ESP - Spain</b>				<b>54:14</b>	<b>+1:42</b>
Round 1	258	RIDER IBANEZ Israel	H3	M	5:26 (7)	5:26 (7)	
	238	GARROTE MUNOZ Sergio	H2	M	6:21 (3)	11:47 (4)	
	257	GARCIA MARQUINA Luis Miguel	H3	M	5:48 (6)	17:35 (4)	
Round 2	258	RIDER IBANEZ Israel	H3	M	6:08 (9)	23:44 (4)	
	238	GARROTE MUNOZ Sergio	H2	M	6:15 (2)	29:59 (4)	
	257	GARCIA MARQUINA Luis Miguel	H3	M	5:52 (6)	35:52 (4)	
Round 3	258	RIDER IBANEZ Israel	H3	M	6:13 (8)	42:05 (5)	
	238	GARROTE MUNOZ Sergio	H2	M	6:17 (1)	48:22 (5)	
	257	GARCIA MARQUINA Luis Miguel	H3	M	5:51 (6)	54:14 (5)	
<b>6</b>	<b>6</b>	<b>POL - Poland</b>				<b>55:15</b>	<b>+2:43</b>
Round 1	262	SZUMIEC Rafal	H3	M	5:47 (9)	5:47 (9)	
	278	KALUZA Renata	H3	F	7:14 (7)	13:02 (8)	
	20	WILK Rafal	H4	M	5:24 (4)	18:27 (6)	
Round 2	262	SZUMIEC Rafal	H3	M	6:04 (8)	24:31 (8)	
	278	KALUZA Renata	H3	F	7:00 (7)	31:32 (7)	
	20	WILK Rafal	H4	M	5:22 (3)	36:54 (6)	
Round 3	262	SZUMIEC Rafal	H3	M	6:05 (7)	42:59 (7)	
	278	KALUZA Renata	H3	F	6:53 (6)	49:53 (6)	
	20	WILK Rafal	H4	M	5:21 (3)	55:15 (6)	
<b>7</b>	<b>5</b>	<b>SUI - Switzerland</b>				<b>55:53</b>	<b>+3:21</b>
Round 1	21	RECHER Fabian	H4	M	5:07 (2)	5:07 (2)	
	242	FANKHAUSER Tobias	H2	M	7:22 (8)	12:29 (6)	
	265	FREI Heinz	H3	M	6:03 (8)	18:33 (8)	
Round 2	21	RECHER Fabian	H4	M	5:29 (1)	24:02 (6)	
	242	FANKHAUSER Tobias	H2	M	7:11 (8)	31:14 (6)	
	265	FREI Heinz	H3	M	6:09 (8)	37:24 (7)	
Round 3	21	RECHER Fabian	H4	M	5:33 (2)	42:57 (6)	
	242	FANKHAUSER Tobias	H2	M	6:56 (7)	49:53 (7)	
	265	FREI Heinz	H3	M	5:59 (7)	55:53 (7)	
<b>8</b>	<b>7</b>	<b>BEL - Belgium</b>				<b>57:08</b>	<b>+4:36</b>
Round 1	14	van de STEENE Jonas	H4	M	5:06 (1)	5:06 (1)	
	287	VANDEVYVER Laurence	H3	F	7:34 (9)	12:41 (7)	
	252	DEBERG Jean-Francois	H3	M	5:49 (7)	18:30 (7)	
Round 2	14	van de STEENE Jonas	H4	M	5:31 (2)	24:02 (5)	
	287	VANDEVYVER Laurence	H3	F	7:41 (10)	31:44 (8)	
	252	DEBERG Jean-Francois	H3	M	6:07 (7)	37:51 (8)	
Round 3	14	van de STEENE Jonas	H4	M	5:26 (1)	43:17 (8)	
	287	VANDEVYVER Laurence	H3	F	7:38 (8)	50:56 (8)	
	252	DEBERG Jean-Francois	H3	M	6:11 (8)	57:08 (8)	



## Results

結果

Rank	Race Number	NPC Name	Sport Class	Gender	Lap	Time	Time Behind
<b>9</b>	<b>9</b>	<b>AUT - Austria</b>					<b>-3LAP</b>
Round 1	12	FRUEHWIRTH Thomas	H4	M	5:13 (3)	5:13 (3)	
	251	ABLINGER Walter	H3	M	5:51 (1)	11:04 (1)	
	271	EGGER Elisabeth	H3	F	10:28 (10)	21:33 (10)	
Round 2	12	FRUEHWIRTH Thomas	H4	M	5:51 (5)	27:25 (9)	
	251	ABLINGER Walter	H3	M	5:57 (1)	33:23 (9)	
	271	EGGER Elisabeth	H3	F	9:43 (9)	43:06 (9)	
Round 3	12	FRUEHWIRTH Thomas	H4	M			
	251	ABLINGER Walter	H3	M			
	271	EGGER Elisabeth	H3	F			
<b>10</b>	<b>10</b>	<b>KOR - Republic of Korea</b>					<b>-4LAP</b>
Round 1	17	YOON Yeokeun	H4	M	5:53 (10)	5:53 (10)	
	281	LEE Doyeon	H4	F	7:10 (6)	13:04 (9)	
	277	LEE Gyeonghwa	H3	F	8:26 (9)	21:30 (9)	
Round 2	17	YOON Yeokeun	H4	M	6:37 (10)	28:08 (10)	
	281	LEE Doyeon	H4	F	7:18 (9)	35:26 (10)	
	277	LEE Gyeonghwa	H3	F			
Round 3	17	YOON Yeokeun	H4	M			
	281	LEE Doyeon	H4	F			
	277	LEE Gyeonghwa	H3	F			

Average Speed	Race Configuration	Total Race Distance
27.752km/h	9 laps of 2.7 Km	24.3km

Participants						Weather	Temperature (°C)
Entries / NPCs	Ranked	DNF	DSQ	DNS	DQB		
10 / 10	10	0	0	0	0	Overcast	18

**Note:**  
The riders in each team are presented in their starting order.

Legend:			
<b>DNF</b>	Did Not Finish	<b>DNS</b>	Did Not Start
<b>DSQ</b>	Disqualified	<b>F</b>	Female
<b>M</b>	Male	<b>DQB</b>	Disqualified for unsportsmanlike behaviour
		<b>LAP</b>	Lapped



## Start List

### スタートリスト

Race Number	NPC Name	Sport Class	Gender	Date of Birth
<b>1</b>	<b>ITA - Italy</b>			
261	CECCHETTO Paolo	H3	M	19 JUL 1967
240	MAZZONE Luca	H2	M	3 MAY 1971
4	COLOMBARI Diego	H5	M	29 MAR 1982
<b>2</b>	<b>ESP - Spain</b>			
258	RIDER IBANEZ Israel	H3	M	22 JAN 1971
238	GARROTE MUNOZ Sergio	H2	M	27 JUL 1979
257	GARCIA MARQUINA Luis Miguel	H3	M	28 JUL 1979
<b>3</b>	<b>GER - Germany</b>			
16	JEFFRE Bernd	H4	M	17 MAR 1964
274	ZEYEN Annika	H3	F	17 FEB 1985
260	MERKLEIN Vico	H3	M	12 AUG 1977
<b>4</b>	<b>FRA - France</b>			
259	TARSIM Riadh	H3	M	22 OCT 1973
239	JOUANNY Florian	H2	M	2 FEB 1992
2	VERGNAUD Loic	H5	M	1 DEC 1978
<b>5</b>	<b>SUI - Switzerland</b>			
21	RECHER Fabian	H4	M	3 MAY 1999
242	FANKHAUSER Tobias	H2	M	9 NOV 1989
265	FREI Heinz	H3	M	28 JAN 1958
<b>6</b>	<b>POL - Poland</b>			
262	SZUMIEC Rafal	H3	M	23 JAN 1983
278	KALUZA Renata	H3	F	28 APR 1981
20	WILK Rafal	H4	M	9 DEC 1974
<b>7</b>	<b>BEL - Belgium</b>			
14	van de STEENE Jonas	H4	M	15 FEB 1987
287	VANDEVYVER Laurence	H3	F	10 AUG 1982
252	DEBERG Jean-Francois	H3	M	17 NOV 1981
<b>8</b>	<b>USA - United States</b>			
266	PINNEY Ryan	H3	M	10 NOV 1980
280	DANA Alicia	H3	F	12 FEB 1969
9	de los SANTOS Alfredo	H5	M	17 OCT 1969
<b>9</b>	<b>AUT - Austria</b>			
12	FRUEHWIRTH Thomas	H4	M	12 AUG 1981
251	ABLINGER Walter	H3	M	12 MAY 1969
271	EGGER Elisabeth	H3	F	7 JUN 1996
<b>10</b>	<b>KOR - Republic of Korea</b>			
17	YOON Yeokeun	H4	M	27 JAN 1983
281	LEE Doyeon	H4	F	9 JAN 1972
277	LEE Gyeonghwa	H3	F	24 SEP 1972



## Start List

スタートリスト

Race Number	NPC Name	Sport Class	Gender	Date of Birth
-------------	----------	-------------	--------	---------------

Entries / NPCs	Race Configuration				Total Race Distance
10 / 10	9 laps of 2.7 Km				24.3km
<b>Helmet Colour:</b>	H2 Men = Blue	H3 Men = White	H3 Women = White	H4 Men = Red	
	H4 Women = Red	H5 Men = Black			

**Note:**  
The riders in each team are presented in their starting order.

**Legend:**  
F Female M Male



Official Communication  
オフィシャルコミュニケーション

Item: 1

Classification Results after athlete evaluation

**Summary:**

Classification results after Tokyo 2020 Road Race athlete evaluation

**Details:**

All athletes were required to submit a Medical Diagnostic Form (MDF) and supporting documentation prior to the Athlete Evaluation. This Medical Diagnostic Form was reviewed the by Evaluation Committee and documentation was used to support the presence of Eligibility Impairment and Underlying Health conditions of the athletes undergoing Classification Evaluation.

**Notification**

The individual athlete results from Athlete Evaluation were given to the athlete and their NF representative verbally at Athlete Evaluation and in writing at the time of classification. The information was posted in the classification area.

As indicated in the UCI Regulations 16.4.016, Athletes have been designated a code or Sport Class Status accordingly:

Other : **OA:** is a tracking code used for athletes who need to be seen in during training and or the first appearance in the competition.

The classification process consists of athlete evaluation and if needed Observations Assessment. The classification process is not complete until the Observation Assessment is complete and the results posted by the Chief Classifier. All athletes with a tracking code of OA will be seen during first appearance.

A reminder on the Classification outcome posting and protest deadlines following Observation in Competition. As described in the IPC Classification Guide, Chapter 4.2 Classification Competition Period: First Appearance:

*“First appearance results will ordinarily be published at the competition venue within 15 minutes for individual sports and within one hour for team sports following the conclusion of the athlete’s first appearance.”*

Please note: Results were emailed to team managers and Chef de Mission following race completion. They will also be posted on the board beside the race results.

Protest deadlines are described in Chapter 6.2 Protest Submission by an NPC – Table E:

Classification Evaluation	Classification Outcomes Posted	Protest Deadline
During competition (first appearance):	Individual sports: no later than 15 minutes after the completion of the event in which first appearance occurred	Within 15 minutes after results of first appearance <b>are emailed.</b>

Protests must be submitted to the Chief Classifier in person or via email.



**Official Communication**  
オフィシャルコミュニケーション

More information can be found in the IPC Classification Guide. In case of any further questions, please contact the Chief Classifier Terrie Moore or Para-Cycling Coordinator Todd Fraser.

**Classification Results Tokyo 2020 Road Race**

Country	Full Name	Gender	UCI ID	Entry Sport Class	Status
KOR	Gyeonghwa Lee	F	100 966 159 23	H3	OA
USA	Matthew Rodriguez	M	100 608 516 19	T2	OA
CHN	Bianbian Sun	F	100 961 809 38	H5	OA
USA	Jill Walsh	M	100 097 470 66	T2	OA

Issued by: Chief Classifier  
Time: 17:22  
Date: 29 AUG 2021

This decision affects: Results  
Schedule  
Other

<input type="checkbox"/>
<input type="checkbox"/>
<input checked="" type="checkbox"/>



Official Communication  
オフィシャルコミュニケーション

Item: 2

Technical Delegate's Communique 30 August 2021

**Summary:**

Information for Time Trial and general clarifications on competition

**Details:**

**Feed Zones**

Feed Zone A will be expanded to be **Left side and Right side**. *There is no litter control at this location, so it is critical that teams leave the zone in perfect condition. All litter must be removed. Athletes must be informed that litter zones are located at Feed Zones B and C.*

**Cooling Tubs**

The organization is working to locate equipment to place a cooling tub at the entrance to the Mixed Zone.

**Cooling for H1 Riders**

Spraying for cooling of riders is established at the start of the pit lane. Additional cooling measures may be taken by teams. Cooling measures are allowed from the "Begin Feed" sign of Feed Zone B and backwards on the course. Personnel must walk, from the team pit zone, departing the pit zone 15 minutes before the start of the race session. Feeding is only allowed in the Feed Zones within the regulations.

**Pre-ride of TT Course**

No pre-riding of the Time Trial course is allowed before start of time trial.

**Time Trial Neutral Service**

Priority of the neutral service will be given to the teams unable to drive in Japan. The neutral service will be available to unsupported riders on a rotating basis outside of these priorities.

**Live Results and Information**

Please follow this link to the Cycling competition information:

<https://olympics.com/tokyo-2020/paralympic-games/en/results/cycling-road/paralympic-schedule-and-results.htm>

Issued by: Technical Delegates  
Time: 22:00  
Date: 30 AUG 2021

This decision affects: Results  
Schedule  
Other

X



## Official Communication オフィシャルコミュニケーション

Item: 3

### Technical Delegate's Communique 31 August 2021

#### Summary:

Information for Competition on 1 September

#### Details:

#### Feed Zone Reminders

Feed Zone A, at the re-entry of the main course from the Team Relay is both **Left side and Right side feeding**. The road is wide and there is plenty of space to spread out. **Reminder:** *There is no litter control at this location, so it is critical that teams leave the zone in perfect condition. All litter must be removed. Athletes must be informed that litter zones are located at Feed Zones B and C.*

**Feed Zone B**, near the top of the hill before the pit lane is a **Right side feed-only**.

**Feed Zone C**, the pit lane, is a **Left Side feed-only**.

#### Cooling for H1 Riders

Spraying for cooling of riders is established at the start of the pit lane. Additional cooling measures may be taken by teams. Cooling measures are allowed from the "Begin Feed" sign of Feed Zone B and backwards on the course. Cooling measures are allowed in and near Pit A. Personnel must walk, to these zones, departing the start area 15 minutes before the start of the race session. Feeding is only allowed in the Feed Zones within the regulations.

#### Mechanical Assistance

Due to Covid restrictions and security for the Olympic Games, fixed post mechanical assistance outside of the Fuji Speed Way is not allowed. In order to create opportunities for service, the organization has arranged access for mechanical service from the ground, outside of the Pit Lane area. Please see the attached map indicating **Team Support Flow**. The Blue zones indicate areas that teams are allowed to set up mechanical assistance points by following the indicated walking routes. Please understand that going beyond the tunnel and outside these areas creates a security concern and you may be asked to re-enter Fuji Speed Way through the main security checkpoint. Ensure team mechanics are in the blue zones 15 minutes prior to the start of the race and respect the race control vehicles at all times.

#### Live Results and Information

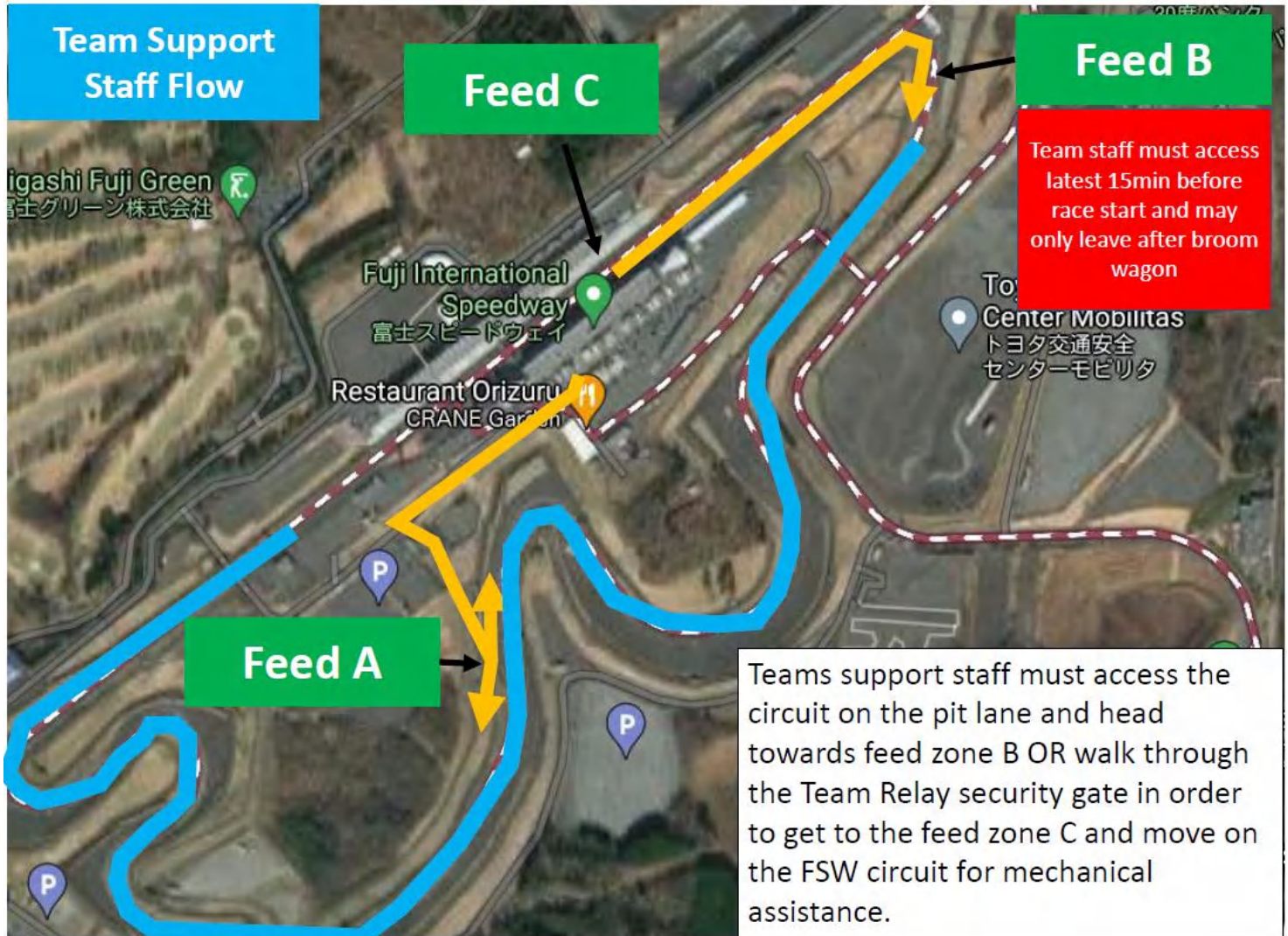
Please follow this link to the Cycling competition information:

<https://olympics.com/tokyo-2020/paralympic-games/en/results/cycling-road/paralympic-schedule-and-results.htm>





Official Communication  
オフィシャルコミュニケーション



Issued by: Technical Delegates  
Time: 22:20  
Date: 31 AUG 2021

This decision affects:

Results  
Schedule  
Other

X



## Official Communication オフィシャルコミュニケーション

Item: 4

### Technical Delegate's Communique 1 September 2021

#### Summary:

Information for Competition on 2 September

#### Details:

#### Team Relay Procedures

For the team relay, we will have the team box selection meeting in Team Box 23 at 14:45. Selection for team boxes, helmet numbers and brief information will be communicated. Please also see attached document outlining the flows of athletes. Start will be at the start/finish line. The first athlete will complete one circuit of the course before approaching the relay exchange zones. Athletes finishing a lap of the circuit will finish on the right-hand side (yellow line). They will then turn into the mixed zone lane and follow it back to the crossing point where the athlete will be escorted across the field of play and into the team box area for their next lap. Departing athletes will leave from the team boxes after the athlete has passed the relay line and continue on the team relay circuit for their next lap.

#### Feed Zone Reminders

Feed Zone A, at the re-entry of the main course from the Team Relay is both **Left side and Right side feeding**. The road is wide and there is plenty of space to spread out. **Reminder:** *There is no litter control at this location, so it is critical that teams leave the zone in perfect condition. All litter must be removed. Athletes must be informed that litter zones are located at Feed Zones B and C.*

**Feed Zone B**, near the top of the hill before the pit lane is a **Right Side feed-only**.

**Feed Zone C**, the pit lane, is a **Left Side feed-only**.

#### Mechanical Assistance

Due to Covid restrictions and security for the Olympic Games, fixed post mechanical assistance outside of the Fuji Speed Way is not allowed. In order to create opportunities for service, the organization has arranged access for mechanical service from the ground, outside of the Pit Lane area. Please refer to the map indicating **Team Support Flow** issued yesterday. Please understand that going beyond the tunnel and outside those areas outlined previously creates a security concern and you may be asked to re-enter Fuji Speed Way through the main security checkpoint. Ensure team mechanics are in the blue zones 15 minutes prior to the start of the race and respect the race control vehicles at all times.

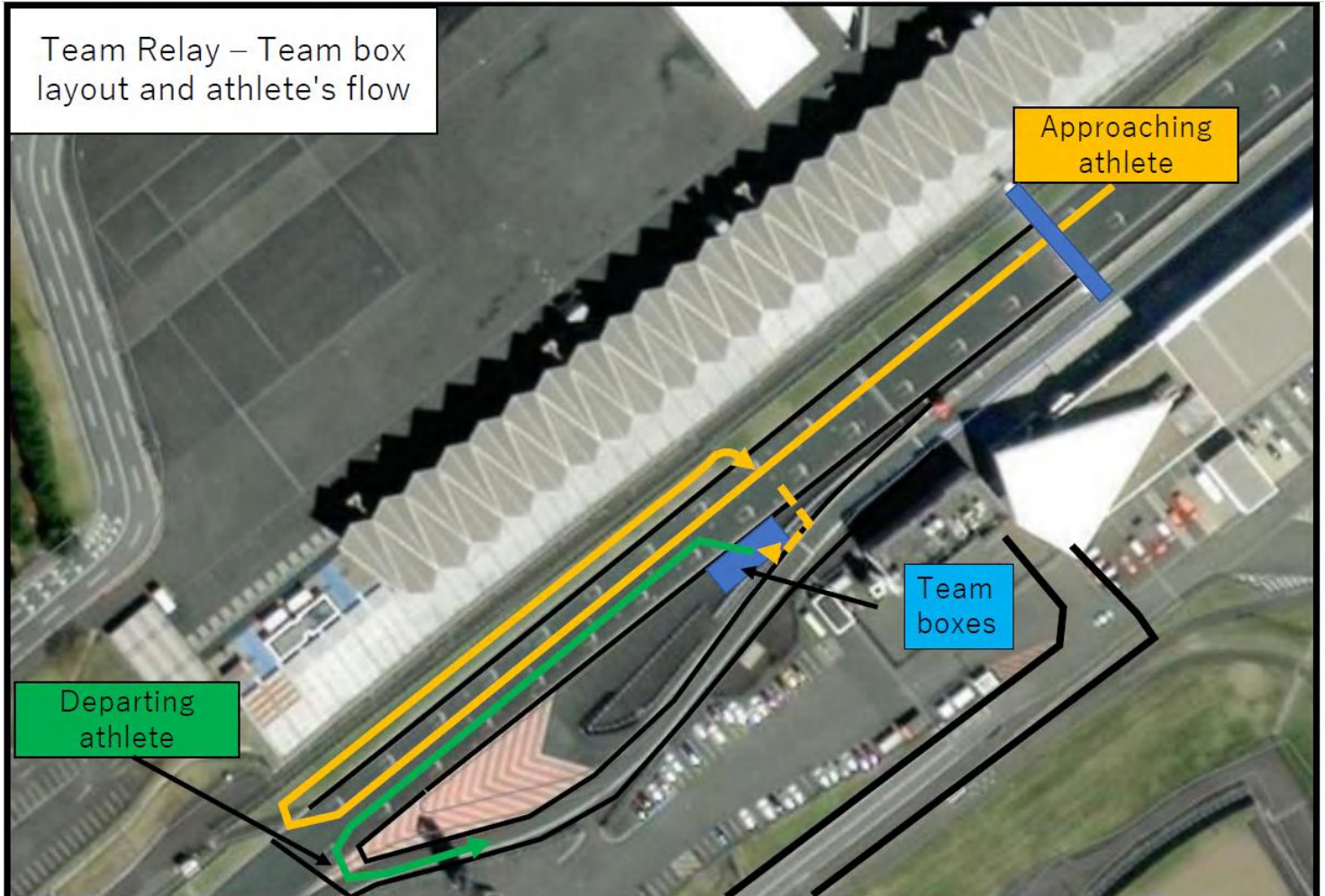
#### Live Results and Information

Please follow this link to the Cycling competition information:

<https://olympics.com/tokyo-2020/paralympic-games/en/results/cycling-road/paralympic-schedule-and-results.htm>



Official Communication  
オフィシャルコミュニケーション



Issued by: Technical Delegates  
Time: 22:20  
Date: 1 SEP 2021

This decision affects: Results  
Schedule  
Other

<input type="checkbox"/>
<input type="checkbox"/>
<input checked="" type="checkbox"/>



---

Sport Communication  
スポーツコミュニケーション

Item: 1

**Adaptive Devices / Adaptation check Road Tokyo 2020**

**Summary:**

Clarification on process for checking/approval of Adaptive devices

**Details:**

Athletes must be present at all adaptation checks.

Please arrive a few minutes before the scheduled time and bring the following:

- Your license
- Bike/ Trike/ Handbike
- Helmet , shoes and racing gear
- All adaptations that are used during the TT or Road Race.

For those who do not have an appointment but are concerned about their adaptations or need a replacement sticker on existing approved adaptations please contact the Chief Classifier at [paracyclingbc@gmail.com](mailto:paracyclingbc@gmail.com).

Issued by: Chief Classifier  
Time: 9:51  
Date: 26 AUG 2021



## Sport Communication スポーツコミュニケーション

Item: 2

### Technical Information

#### Summary:

Important informations for competitions

#### Details:

##### General

- Confirmation of starters will be held at the Technical official room FSW from 9:00-12:00 on the 30th August.
- Any team that wishes to have pre- event time-trial bike checks; the equipment will be in box 23 and Commissaires will be in attendance between 10:00 and 13:00 on the 30th August.

##### 1. Starters – Team Relay:

Team Managers must identify the athletes for the team relay at the confirmation of starters along with the provisional start order. As per 16.7.013 any changes to the starting order must be provided to the Secretary of the Commissaires Panel at the latest 1 hour after the end of the last event involving H division athletes (17:30 on Wednesday).

##### 2. Equipment:

As per UCI Regulation 16.14.001, all bicycles used in the competition must be in conformity with UCI regulations. Riders must show for the bike check at least 15 minutes prior their official start.

Reminder: The start will be refused if the bicycle or the equipment is not in conformity with the regulations. All rider adaptations must also carry the UCI registration sticker.

In all cases the riders must take the start in the uniform as approved at the licence control.

##### 3. Helmets colours for the road races:

Article 16.10.002 indicates the required colours for each class. Riders using the wrong helmet colour in the mass start races will not be allowed to start and/or will be withdrawn from the race and disqualified.

##### 4. Numbers and Transponders:

Transponders will be supplied and must be fitted. Numbers must be displayed as prominently as possible.

#### Time Trial:

For Cycles and Triycles: Only one number is required, in the lower back. Frame numbers are not required.

For the Handbikes: **both helmet number** stickers are required and the back number must be worn at the **left** leg.



**Road Race:** Two body and helmet numbers are required. The frame number is also required.


For the handbikes: two stickers are required on both sides of the helmet, one bib number, position to be advised at the



## Sport Communication

スポーツコミュニケーション

team managers meeting and one number frame number on the safety bar like on the picture and from regulation article 16.17.016



For the Team Relay: New numbers will be issued. Please fix these small numbers on both sides of the helmets of the riders.

Transponders need to be returned after the rider has finished all their races. The can be returned to the ground floor box 10.


### 5. Call up order for the road races:

According to UCI Rules, riders will be called up before the start of each event.

All riders must present themselves 100 meters behind the start line (100 meters behind the first group for the next group) no later than 10 minutes before their start time for the call up. The diagram is given as an example :

#### Startline

Call up



### 6. Drafting:

Drafting in road race is only permitted amongst riders of the same starting group, any rider taking pace or drafting from a rider of a different group will be disqualified.

### 7. Safe position on the bike (C,B,T)

Riders must observe the standard position as defined by article 1.3.008. Sitting on the bicycle's top tube is prohibited. Furthermore, using the forearms as a point of support on the handlebar is prohibited except in time trials. Details are given to the team managers in the team managers meeting.

### 8. Feeding:

Feeding is permitted only in the designated areas on each lap, **except on the first and final lap.**

### 9. Ranking of Road Races

Any riders overtaken by the leader of their race shall continue competing. When the race leader finishes their last lap, all



## Sport Communication

スポーツコミュニケーション

other riders shall end their race when they next cross the finish line as per article 16.7.007

### 10. Victory Ceremonies:

As per 9.1.046, athletes appearing on the official podium presentation shall not wear hats, headbands or glasses (except B athletes), and dressed in their official team clothing. Please ensure that the athletes face masks have no advertising on them.

Issued by: UCI Commissaires' Panel  
Time: 16:00  
Date: 29 AUG 2021



Sport Communication  
スポーツコミュニケーション

Item: 3

Commissaires' Panel Decision

**Penalties**

The Team Manager RSA Elrick Kulsen (10064751726); fined 100,CHF- for failing to respect the instructions of the organiser or commissaires (being late at the team managers meeting), art 2.12.007/8.1

**Event Men's H3 Time Trial**

Rider 260 MERKLIN Vico (10008519614) and Team Manager GER Tobias Bachsteffel (10079690231) fined 200,CHF each, Art 2.12.007/9.2;- Bicycles and equipment not presented for checking at least 15 minutes before a rider's or team's start time in a time trial.

**Event Men's C1 Time Trial**

The Team Manager BRA Romolo Lazzaretti (10053796079), fined 200 CHF, for failing to respect the instructions of the organiser or commissaires as per art 2.12.007/8.1.

Issued by: UCI Commissaires' Panel  
Time: 17:30  
Date: 31 AUG 2021





---

Sport Communication  
スポーツコミュニケーション

Item: 4

Commissaires' Panel Decision

**Summary:**

Commissaires' Panel Decision

**Details:**

**Technical Information**

**Mixed Team Relay**

On the Start list the first named rider is to wear the blue helmet sticker, the second named rider is to wear the yellow helmet sticker and the third named rider who rides last is to wear the white helmet sticker.

**Penalties**

**Event Men's H5 Road Race**

Rider 7 COSTA Lois (10008844360) fined 200,CHF; Art 2.12.004/4.10.2 for irregular feeding in the last 20km.  
Team Manager POR, MARQUES, Jose (10046238668) fined 1000,CHF for the same offence

Issued by: UCI Commissaires' Panel

Time: 18:10

Date: 1 SEP 2021



---

Sport Communication  
スポーツコミュニケーション

Item: 5

Commissaires' Panel Decision

**Summary:**

Commissaires' Panel Decision

**Details:**

**Penalties**

**Event Women's C1-3 Road Race**

Rider 303 BECK, Anna (10022569355) fined 200,CHF; Art 2.12.004/4.10.2 for irregular feeding in the last 20km.  
Team Manager SWE, LINDGREN, Michael (10008536485) fined 1000,CHF for the same offence

Issued by: UCI Commissaires' Panel  
Time: 16:10  
Date: 3 SEP 2021



## Medal Standings

メダル獲得数

As of FRI 3 SEP 2021 at 16:44

Rank	NPC	Men				Women				Mixed				Total				Rank by Total
		G	S	B	Tot.	G	S	B	Tot.	G	S	B	Tot.	G	S	B	Tot.	
1	NED - Netherlands	6	2	2	10	1		1	2					7	2	3	12	1
2	GBR - Great Britain	2	1	1	4	2	4		6					4	5	1	10	4
3	GER - Germany		2	2	4	3	2	2	7					3	4	4	11	=2
4	FRA - France	3	2	4	9			1	1		1		1	3	3	5	11	=2
5	USA - United States		1		1	3		2	5			1	1	3	1	3	7	=5
6	CHN - China	2			2		2		2					2	2		4	=9
7	IRL - Ireland			1	1	2			2					2		1	3	13
8	JPN - Japan					2			2					2			2	=14
8	RPC - RPC	2			2									2			2	=14
10	ITA - Italy		4		4		1	1	2	1			1	1	5	1	7	=5
11	AUS - Australia	1		1	2		2	3	5					1	2	4	7	=5
12	AUT - Austria	1	2	3	6									1	2	3	6	8
13	SVK - Slovakia	1	1		2									1	1		2	=14
14	ESP - Spain	1		3	4									1		3	4	=9
15	RSA - South Africa	1			1									1			1	=18
16	BEL - Belgium		2	2	4										2	2	4	=9
16	SWE - Sweden						2	2	4						2	2	4	=9
18	UKR - Ukraine		2		2										2		2	=14
19	SUI - Switzerland		1		1										1		1	=18
20	COL - Colombia			1	1											1	1	=18
20	POL - Poland							1	1							1	1	=18
	<b>Total</b>	<b>20</b>	<b>20</b>	<b>20</b>	<b>60</b>	<b>13</b>	<b>13</b>	<b>13</b>	<b>39</b>	<b>1</b>	<b>1</b>	<b>1</b>	<b>3</b>	<b>34</b>	<b>34</b>	<b>34</b>	<b>102</b>	

**Legend:**

= Equal sign indicates that two or more NPCs share the same rank by total  
**S** SILVER **B** BRONZE

**G** GOLD  
**Tot.** Total

## Cycling Medal Standings

自転車競技メダル獲得数

As of FRI 3 SEP 2021 at 16:44

AFTER 51 OF 51 EVENTS

Rank	NPC	Cycling Track				Cycling Road				Total				Rank by Total
		G	S	B	Tot.	G	S	B	Tot.	G	S	B	Tot.	
1	GBR - Great Britain	6	6	2	14	4	5	1	10	10	11	3	24	1
2	NED - Netherlands	2	1	1	4	7	2	3	12	9	3	4	16	=2
3	FRA - France	2	1	2	5	3	3	5	11	5	4	7	16	=2
4	AUS - Australia	3	2	1	6	1	2	4	7	4	4	5	13	4
5	GER - Germany			1	1	3	4	4	11	3	4	5	12	5
6	CHN - China	1	2	3	6	2	2		4	3	4	3	10	6
7	USA - United States		1		1	3	1	3	7	3	2	3	8	7
8	RPC - RPC	1			1	2			2	3			3	=15
9	IRL - Ireland		1		1	2		1	3	2	1	1	4	=12
9	SVK - Slovakia	1		1	2	1	1		2	2	1	1	4	=12
11	ESP - Spain	1		1	2	1		3	4	2		4	6	=9
12	JPN - Japan					2			2	2			2	=18
13	ITA - Italy					1	5	1	7	1	5	1	7	8
14	AUT - Austria					1	2	3	6	1	2	3	6	=9
15	RSA - South Africa					1			1	1			1	=21
16	BEL - Belgium			1	1		2	2	4		2	3	5	11
17	SWE - Sweden						2	2	4		2	2	4	=12
18	CAN - Canada		2	1	3						2	1	3	=15
18	UKR - Ukraine			1	1		2		2		2	1	3	=15
20	ROU - Romania		1		1						1		1	=21
20	SUI - Switzerland						1		1		1		1	=21
22	COL - Colombia			1	1			1	1			2	2	=18
22	POL - Poland			1	1			1	1			2	2	=18
	<b>Total:</b>	<b>17</b>	<b>17</b>	<b>17</b>	<b>51</b>	<b>34</b>	<b>34</b>	<b>34</b>	<b>102</b>	<b>51</b>	<b>51</b>	<b>51</b>	<b>153</b>	

**Note:**

Rank by Total is calculated by the total number of gold, silver and bronze medals.

**Legend:**

**B** Bronze

**G** Gold

**S** Silver

**Tot.** Total

= Equal sign indicates that two or more NPCs share the same rank by total

## Multi-Medallists at these Games

これらの大会での自転車競技の複数メダル獲得者

As of FRI 3 SEP 2021 at 16:44

Rank	Name	NPC Code	Discipline	Event	Medals	
					Type	Total
1	LEAUTE Alexandre	FRA	Cycling Track	Men's C2 3000m Individual Pursuit	GOLD	
			Cycling Track	Men's C1-3 1000m Time Trial	SILVER	
			Cycling Road	Men's C2 Time Trial	BRONZE	
2	STOREY Sarah	GBR	Cycling Road	Men's C1-3 Road Race	BRONZE	4
			Cycling Track	Women's C5 3000m Individual Pursuit	GOLD	
			Cycling Road	Women's C5 Time Trial	GOLD	
3	DUNLEVY Katie-George McCRYSTAL Eve	IRL	Cycling Road	Women's C4-5 Road Race	GOLD	3
			Cycling Road	Women's B Time Trial	GOLD	
			Cycling Road	Women's B Road Race	GOLD	
4	van GASS Jaco	GBR	Cycling Track	Women's B 3000m Individual Pursuit	SILVER	3
			Cycling Track	Men's C3 3000m Individual Pursuit	GOLD	
			Cycling Track	Mixed C1-5 750m Team Sprint	GOLD	
5	MAZZONE Luca	ITA	Cycling Track	Men's C1-3 1000m Time Trial	BRONZE	3
			Cycling Road	Mixed H1-5 Team Relay	GOLD	
			Cycling Road	Men's H2 Time Trial	SILVER	
6	JOUANNY Florian	FRA	Cycling Road	Men's H1-2 Road Race	SILVER	3
			Cycling Road	Men's H1-2 Road Race	GOLD	
			Cycling Road	Mixed H1-5 Team Relay	SILVER	
7	LI Zhangyu	CHN	Cycling Road	Men's H2 Time Trial	BRONZE	3
			Cycling Track	Men's C1-3 1000m Time Trial	GOLD	
			Cycling Track	Mixed C1-5 750m Team Sprint	SILVER	
8	METELKA Jozef	SVK	Cycling Track	Men's C1 3000m Individual Pursuit	BRONZE	3
			Cycling Track	Men's C4 4000m Individual Pursuit	GOLD	
			Cycling Road	Men's C4 Time Trial	SILVER	
9	GRECO Paige	AUS	Cycling Track	Men's C4-5 1000m Time Trial	BRONZE	3
			Cycling Track	Women's C1-3 3000m Individual Pursuit	GOLD	
			Cycling Road	Women's C1-3 Time Trial	BRONZE	
10	LANE-WRIGHT Crystal	GBR	Cycling Road	Women's C1-3 Road Race	BRONZE	3
			Cycling Track	Women's C5 3000m Individual Pursuit	SILVER	
			Cycling Road	Women's C5 Time Trial	SILVER	
11	VERGNAUD Loic	FRA	Cycling Road	Women's C4-5 Road Race	SILVER	3
			Cycling Road	Men's H5 Time Trial	SILVER	
			Cycling Road	Men's H5 Road Race	SILVER	
12	DEMENTYEV Yehor	UKR	Cycling Road	Mixed H1-5 Team Relay	SILVER	3
			Cycling Road	Men's C5 Time Trial	SILVER	
			Cycling Road	Men's C4-5 Road Race	SILVER	
13	COX Kadeena	GBR	Cycling Track	Men's C5 4000m Individual Pursuit	BRONZE	3
			Cycling Track	Women's C4-5 500m Time Trial	GOLD	
			Cycling Track	Mixed C1-5 750m Team Sprint	GOLD	
14	MAJUNKE Jana	GER	Cycling Road	Women's T1-2 Time Trial	GOLD	2
			Cycling Road	Women's T1-2 Road Race	GOLD	
15	MASTERS Oksana	USA	Cycling Road	Women's H4-5 Time Trial	GOLD	2
			Cycling Road	Women's H5 Road Race	GOLD	
16	SUGIURA Keiko	JPN	Cycling Road	Women's H5 Road Race	GOLD	2
			Cycling Road	Women's C1-3 Time Trial	GOLD	
			Cycling Road	Women's C1-3 Road Race	GOLD	2

## Multi-Medallists at these Games

これらの大会での自転車競技の複数メダル獲得者

As of FRI 3 SEP 2021 at 16:44

Rank	Name	NPC Code	Discipline	Event	Medals	
					Type	Total
17	ASTASHOV Mikhail	RPC	Cycling Track	Men's C1 3000m Individual Pursuit	GOLD	
			Cycling Road	Men's C1 Time Trial	GOLD	
18	CHEN Jianxin	CHN	Cycling Road	Men's T1-2 Time Trial	GOLD	2
			Cycling Road	Men's T1-2 Road Race	GOLD	
19	PLAT Jetze	NED	Cycling Road	Men's H4 Time Trial	GOLD	2
			Cycling Road	Men's H4 Road Race	GOLD	
20	VALIZE Mitch	NED	Cycling Road	Men's H5 Time Trial	GOLD	2
			Cycling Road	Men's H5 Road Race	GOLD	
21	WATSON Benjamin	GBR	Cycling Road	Men's C3 Time Trial	GOLD	2
			Cycling Road	Men's C1-3 Road Race	GOLD	
22	<b>FACHIE Lora</b> HALL Corrine	GBR	Cycling Track	Women's B 3000m Individual Pursuit	GOLD	2
			Cycling Road	Women's B Time Trial	SILVER	
23	MORELLI Shawn	USA	Cycling Road	Women's C4 Time Trial	GOLD	2
			Cycling Track	Women's C4 3000m Individual Pursuit	SILVER	
24	PETRICOLA Emily	AUS	Cycling Track	Women's C4 3000m Individual Pursuit	GOLD	2
			Cycling Road	Women's C4 Time Trial	SILVER	
25	ZEYEN Annika	GER	Cycling Road	Women's H1-3 Time Trial	GOLD	2
			Cycling Road	Women's H1-4 Road Race	SILVER	
26	CUNDY Jody	GBR	Cycling Track	Mixed C1-5 750m Team Sprint	GOLD	2
			Cycling Track	Men's C4-5 1000m Time Trial	SILVER	
27	<b>BANGMA Tristan</b> BOS Patrick	NED	Cycling Track	Men's B 4000m Individual Pursuit	GOLD	2
			Cycling Road	Men's B Road Race	SILVER	
28	HICKS Darren	AUS	Cycling Road	Men's C2 Time Trial	GOLD	2
			Cycling Track	Men's C2 3000m Individual Pursuit	SILVER	
29	<b>ter SCHURE Vincent</b> FRANSEN Timo	NED	Cycling Road	Men's B Road Race	GOLD	2
			Cycling Road	Men's B Time Trial	SILVER	
30	JANSEN Jennette	NED	Cycling Road	Women's H1-4 Road Race	GOLD	2
			Cycling Road	Women's H4-5 Time Trial	BRONZE	
31	ABLINGER Walter	AUT	Cycling Road	Men's H3 Time Trial	GOLD	2
			Cycling Road	Men's H3 Road Race	BRONZE	
32	ABRAHAM GEBRU Daniel	NED	Cycling Road	Men's C5 Time Trial	GOLD	2
			Cycling Road	Men's C4-5 Road Race	BRONZE	
33	CABELLO LLAMAS Alfonso	ESP	Cycling Track	Men's C4-5 1000m Time Trial	GOLD	2
			Cycling Track	Mixed C1-5 750m Team Sprint	BRONZE	
34	GARROTE MUNOZ Sergio	ESP	Cycling Road	Men's H2 Time Trial	GOLD	2
			Cycling Road	Men's H1-2 Road Race	BRONZE	
35	<b>LLOVERAS Alexandre</b> ERMENAULT Corentin	FRA	Cycling Road	Men's B Time Trial	GOLD	2
			Cycling Road	Men's B Road Race	BRONZE	
36	BECK Anna	SWE	Cycling Road	Women's C1-3 Time Trial	SILVER	2
			Cycling Road	Women's C1-3 Road Race	SILVER	
37	SUN Bianbian	CHN	Cycling Road	Women's H4-5 Time Trial	SILVER	2
			Cycling Road	Women's H5 Road Race	SILVER	

## Multi-Medallists at these Games

これらの大会での自転車競技の複数メダル獲得者

As of FRI 3 SEP 2021 at 16:44

Rank	Name	NPC Code	Discipline	Event	Medals	
					Type	Total
38	FRUEHWIRTH Thomas	AUT	Cycling Road	Men's H4 Time Trial	SILVER	
			Cycling Road	Men's H4 Road Race	SILVER	
39	GRAHAM Finlay	GBR	Cycling Track	Men's C3 3000m Individual Pursuit	SILVER	2
			Cycling Road	Men's C1-3 Road Race	SILVER	
40	DREOCK KAESER Angelika	GER	Cycling Road	Women's T1-2 Road Race	SILVER	2
			Cycling Road	Women's T1-2 Time Trial	BRONZE	
41	<b>UNWIN Sophie</b> HOLL Jenny	GBR	Cycling Road	Women's B Road Race	SILVER	2
			Cycling Track	Women's B 3000m Individual Pursuit	BRONZE	
42	CELEN Tim	BEL	Cycling Road	Men's T1-2 Road Race	SILVER	2
			Cycling Road	Men's T1-2 Time Trial	BRONZE	
43	DONOHOE Alistair	AUS	Cycling Track	Men's C5 4000m Individual Pursuit	SILVER	2
			Cycling Road	Men's C5 Time Trial	BRONZE	
44	DANA Alicia	USA	Cycling Road	Women's H1-4 Road Race	BRONZE	2
			Cycling Road	Mixed H1-5 Team Relay	BRONZE	
45	<b>JANNERING Louise</b> SVAERDSTROEM Anna	SWE	Cycling Road	Women's B Time Trial	BRONZE	2
			Cycling Road	Women's B Road Race	BRONZE	
46	PATOUILLET Marie	FRA	Cycling Track	Women's C5 3000m Individual Pursuit	BRONZE	2
			Cycling Road	Women's C4-5 Road Race	BRONZE	
47	GRITSCH Alexander	AUT	Cycling Road	Men's H4 Time Trial	BRONZE	2
			Cycling Road	Men's H4 Road Race	BRONZE	

