



# CYCLING ROAD

## Results Book

The Tokyo Organising Committee  
of the Olympic and Paralympic Games

Ver.1  
28 JUL 2021 20:00



# Version History

Version	Date	Created by	Comments
1.0	28 JUL 2021	Hodei BODA	First Version

# Table of Contents

Competition Format and Rules

Medallists by Event

Number of Entries by NOC

Competition Officials

Road Race

Men's Road Race

Course Map and Profile (Road Race)

Start List (Road Race)

Results (Road Race)

Race Analysis (Road Race)

Race Facts (Road Race)

Sport Communication

Women's Road Race

Course Map and Profile (Road Race)

Start List (Road Race)

Results (Road Race)

Race Analysis (Road Race)

Race Facts (Road Race)

Sport Communication

## Time Trial

### Women's Time Trial

[Course Map and Profile \(Time Trial\)](#)

[Start List \(Time Trial\)](#)

[Results \(Time Trial\)](#)

### Men's Time Trial

[Course Map and Profile \(Time Trial\)](#)

[Start List \(Time Trial\)](#)

[Results \(Time Trial\)](#)

## Sport Communication

### Medal Standings

[Cycling Medal Standings](#)

[Cycling Multi-Medallists at these Games](#)



## Competition Format and Rules

競技形式および規則 / Format et règlement des compétitions

As of THU 1 JUL 2021

### OLYMPIC COMPETITION FORMAT

Cycling road at the Tokyo 2020 Olympic Games will comprise the following events for men and women:

#### Road race

In these mass start events, men will race 234km and the women will race 137km. The first rider crossing the finish line at the end of the total distance is the winner.

The actual start of the race will be given approximately 10.1km after the Neutral Start. If there are no incidents in the peloton during the neutralised section the UCI commissaire will wave the start flag which will be considered as the actual race start. Race clock and distance are calculated based on the actual start.

If an incident occurs within the neutralised section (e.g. mechanical issue, wheel change), the UCI Commissaire may decide to postpone the start until the entire peloton is regrouped.

#### Individual time trial

Men cover 44.1km (two laps), women cover 22.05km (one lap). Riders start at 90 second intervals. Men will start in three waves (groups), and the women will not use waves. The rider with the fastest time is the winner.

In all events, change or repair of a damaged bicycle is permitted, but only by the team's own technicians or by the personnel from one of the neutral support cars. If the bicycle is damaged, the rider can finish the race and be ranked if they cross the finish line with the bicycle.

In the individual time trial, a rider who has been passed is not allowed to go into the slipstream of the faster rider.

### DIFFERENCES BETWEEN THE UCI WORLD CHAMPIONSHIPS AND THE OLYMPIC GAMES

At the International Cycling Federation (UCI) World Championships, there are additional events (junior men and women and under 23 men). Qualification criteria and quotas for each NOC are different.

### CHANGES SINCE THE RIO 2016 OLYMPIC GAMES

The men's overall quota for cycling road has been reduced from 144 to 130.

### SPORT RULES AND PROCEDURES

#### Tiebreak rules

For the road race, ties remain as such if they cannot be resolved by photo-finish.

For the individual time trial, in which times are measured to the one hundredth of a second, ties are not broken.

#### Penalties/disqualification rules

A rider may be disqualified, relegated (moved down the ranking) or penalised (by adding time in individual time trial) for:

- Pushing or interfering with another rider, by hand or by other means
- Receiving or providing non-regulation assistance
- Participating in a flying relay deviating from a selected lane in a sprint, endangering other riders
- Intentionally taking a detour from the course which results in an advantage
- Holding on to his team's vehicle or other motor vehicle



### **Protests/appeals**

Decisions of the commissaires' panel are considered final, and there are no protests.

### **Equipment description**

A bicycle shall not measure more than 185cm in length and 50cm in width overall and should not weigh less than 6.8kg. Wheels of the bicycle may vary in diameter between 70cm maximum and 55cm minimum. The wheels must be of equal diameter. The structure of the bicycle connecting the saddle, pedals and front fork shall be triangular.

All parts of the bicycle (frame, brakes, handlebars, saddle) must be on sale in the market and must be approved by the UCI.

For further information, please consult: [www.uci.org](http://www.uci.org)



## Medallists by Event

種目別メダリスト / Médaillé(e)s par épreuve

As of WED 28 JUL 2021 at 17:26

Event	Date	Medal	Name	NOC Code
Men's Road Race	SAT 24 JUL	GOLD	CARAPAZ Richard	ECU
		SILVER	van AERT Wout	BEL
		BRONZE	POGACAR Tadej	SLO
Women's Road Race	SUN 25 JUL	GOLD	KIESENHOFER Anna	AUT
		SILVER	van VLEUTEN Annemiek	NED
		BRONZE	LONGO BORGHINI Elisa	ITA
Men's Individual Time Trial	WED 28 JUL	GOLD	ROGLIC Primoz	SLO
		SILVER	DUMOULIN Tom	NED
		BRONZE	DENNIS Rohan	AUS
Women's Individual Time Trial	WED 28 JUL	GOLD	van VLEUTEN Annemiek	NED
		SILVER	REUSSER Marlen	SUI
		BRONZE	van der BREGGEN Anna	NED



## Number of Entries by NOC

NOC別のエントリー数 / Nombre d'inscriptions par CNO

As of TUE 27 JUL 2021

NOC	Men			Women			Total Riders
	Time Trial	Road Race	Riders	Time Trial	Road Race	Riders	
ALG - Algeria	1	2	2				2
ARG - Argentina		1	1				1
AUS - Australia	2	3	4	2	4	4	8
AUT - Austria	1	3	3		1	1	4
AZE - Azerbaijan		1	1				1
BEL - Belgium	2	5	5	1	3	3	8
BLR - Belarus		1	1	1	1	1	2
BUR - Burkina Faso		1	1				1
CAN - Canada	1	3	3	2	3	3	6
CHI - Chile					1	1	1
CHN - People's Republic of China		1	1		1	1	2
COL - Colombia	1	4	4		1	1	5
CRC - Costa Rica		1	1		1	1	2
CRO - Croatia		1	1				1
CUB - Cuba					1	1	1
CYP - Cyprus					1	1	1
CZE - Czech Republic	1	3	3		1	1	4
DEN - Denmark	1	4	4	1	2	2	6
ECU - Ecuador		2	2				2
EOR - Refugee Olympic Team	1		1	1		1	2
ERI - Eritrea	1	2	2		1	1	3
ESP - Spain	1	5	5	1	2	2	7
EST - Estonia	1	2	2				2
ETH - Ethiopia					1	1	1
FRA - France	1	5	5	1	1	1	6
GBR - Great Britain	2	4	4	1	2	2	6
GER - Germany	2	4	4	2	4	5	9
GRE - Greece		1	1				1
GUA - Guatemala		1	1				1
HKG - Hong Kong, China		1	1				1
HUN - Hungary		1	1				1
IRI - Islamic Republic of Iran	1	1	1				1
IRL - Ireland	1	3	3				3
ISR - Israel				1	1	1	1
ITA - Italy	2	5	6	1	4	4	10
JPN - Japan		2	2	1	2	2	4
KAZ - Kazakhstan	1	3	3				3
KOR - Republic of Korea					1	1	1
LAT - Latvia	1	2	2				2
LTU - Lithuania		1	1		1	1	2
LUX - Luxembourg		2	2	1	1	1	3
MAR - Morocco		1	1				1
MEX - Mexico		1	1		1	1	2
NAM - Namibia		1	1		1	1	2
NED - Netherlands	1	5	5	2	4	4	9
NOR - Norway	1	4	4	1	2	2	6
NZL - New Zealand	2	2	2				2
PAN - Panama		1	1				1





## Number of Entries by NOC

NOC別のエントリー数 / Nombre d'inscriptions par CNO

As of TUE 27 JUL 2021

NOC	Men			Women			Total Riders
	Time Trial	Road Race	Riders	Time Trial	Road Race	Riders	
PAR - Paraguay					1	1	1
PER - Peru		1	1				1
POL - Poland	1	3	3	1	3	3	6
POR - Portugal	2	2	2				2
ROC - ROC	1	3	3		1	1	4
ROU - Romania		1	1				1
RSA - South Africa	1	3	3	1	2	2	5
RWA - Rwanda		1	1				1
SLO - Slovenia	1	4	4		1	1	5
SUI - Switzerland	1	4	4	1	1	1	5
SVK - Slovakia	1	2	2				2
THA - Thailand					1	1	1
TPE - Chinese Taipei		1	1				1
TTO - Trinidad and Tobago					1	1	1
TUR - Turkey		2	2				2
UKR - Ukraine		1	1		1	1	2
USA - United States of America	2	2	2	2	4	5	7
UZB - Uzbekistan		1	1		1	1	2
VEN - Venezuela		1	1				1
<b>Total:</b>	<b>39</b>	<b>128</b>	<b>131</b>	<b>25</b>	<b>67</b>	<b>70</b>	<b>201</b>
<b>Number of NOCs:</b>	<b>31</b>	<b>57</b>	<b>58</b>	<b>20</b>	<b>40</b>	<b>41</b>	<b>67</b>

**Note:**  
Note that riders can enter in a Time Trial event based on their qualification in any other Cycling discipline, if they meet eligibility criteria.

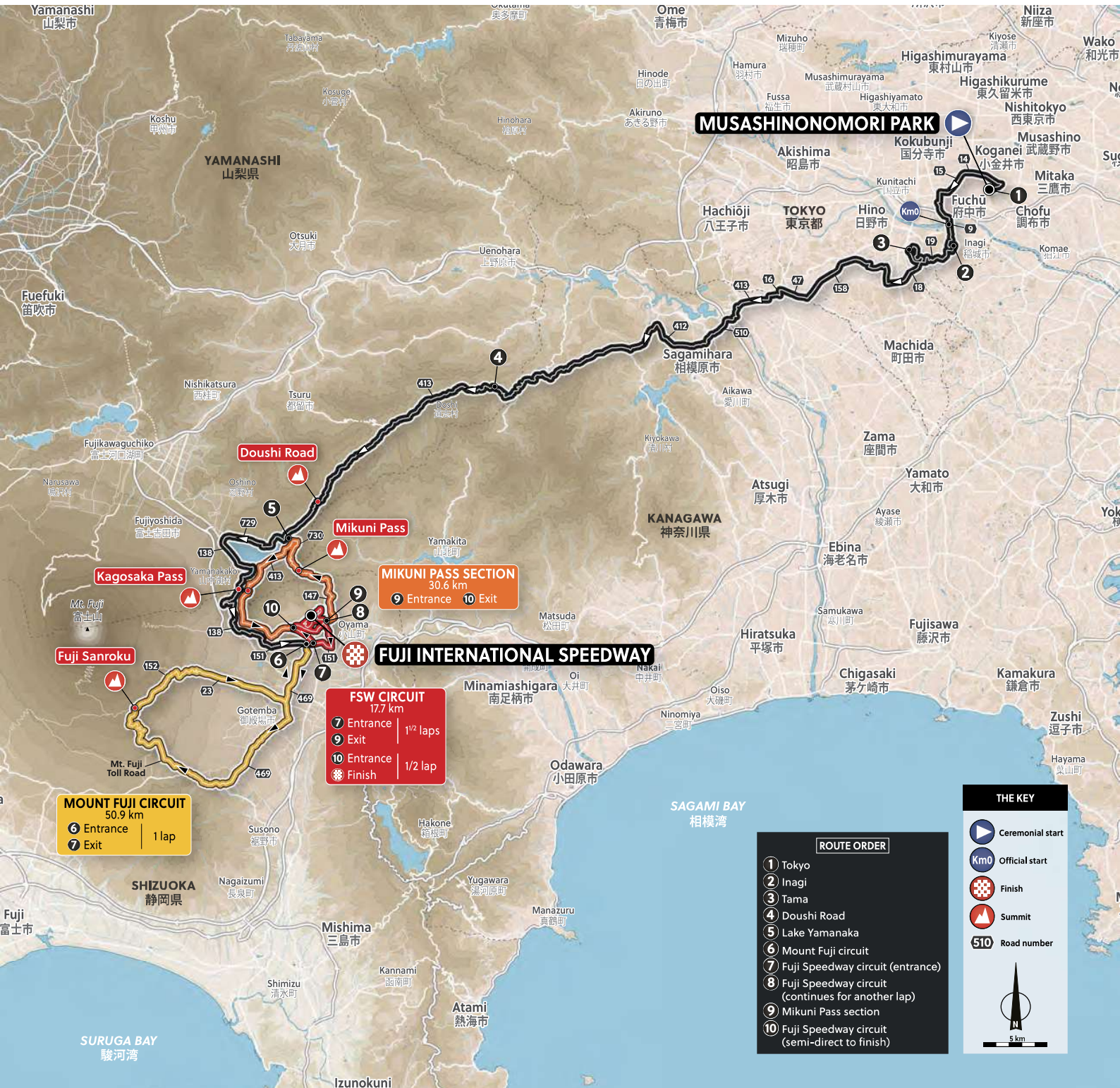


**Competition Officials**  
競技審判/ Officiels de compétition  
As of TUE 13 JUL 2021

Function	Name	Organisation
<b>Technical Delegate:</b>	KNIGHT Matthew PETERSON Steve	UCI UCI
<b>President of the Commissaires' Panel:</b>	SWINKELS Martijn	NED - Netherlands
<b>TV Support Commissaire:</b>	SIMON Didier	FRA - France
<b>Panel of International Commissaires:</b>	BONFANTI Rosella JONES Louise DERYCKERE Jurgen HODGE Chuck TORTAJADA VILLARROYA Vicente NASSERI KHORRAM Majid	ITA - Italy AUS - Australia BEL - Belgium USA - United States of America ESP - Spain IRI - Islamic Republic of Iran
<b>National Commissaires:</b>	IWASA Chiho FUJIMORI Asako FUJITA Masashi SUMIKAMA Junichi IWAMA Mitsuteru HO Sheen	JPN - Japan JPN - Japan JPN - Japan JPN - Japan JPN - Japan HKG - Hong Kong, China

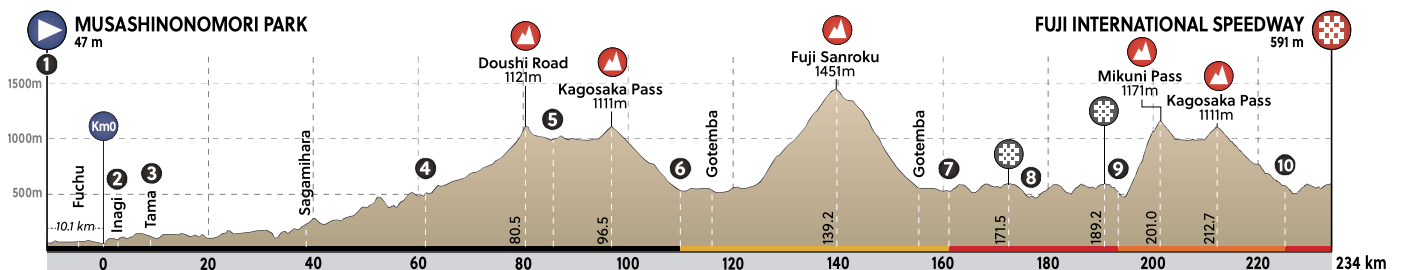


# Olympic Games Tokyo 2020 Cycling Road - Road Race Men



## Course profile

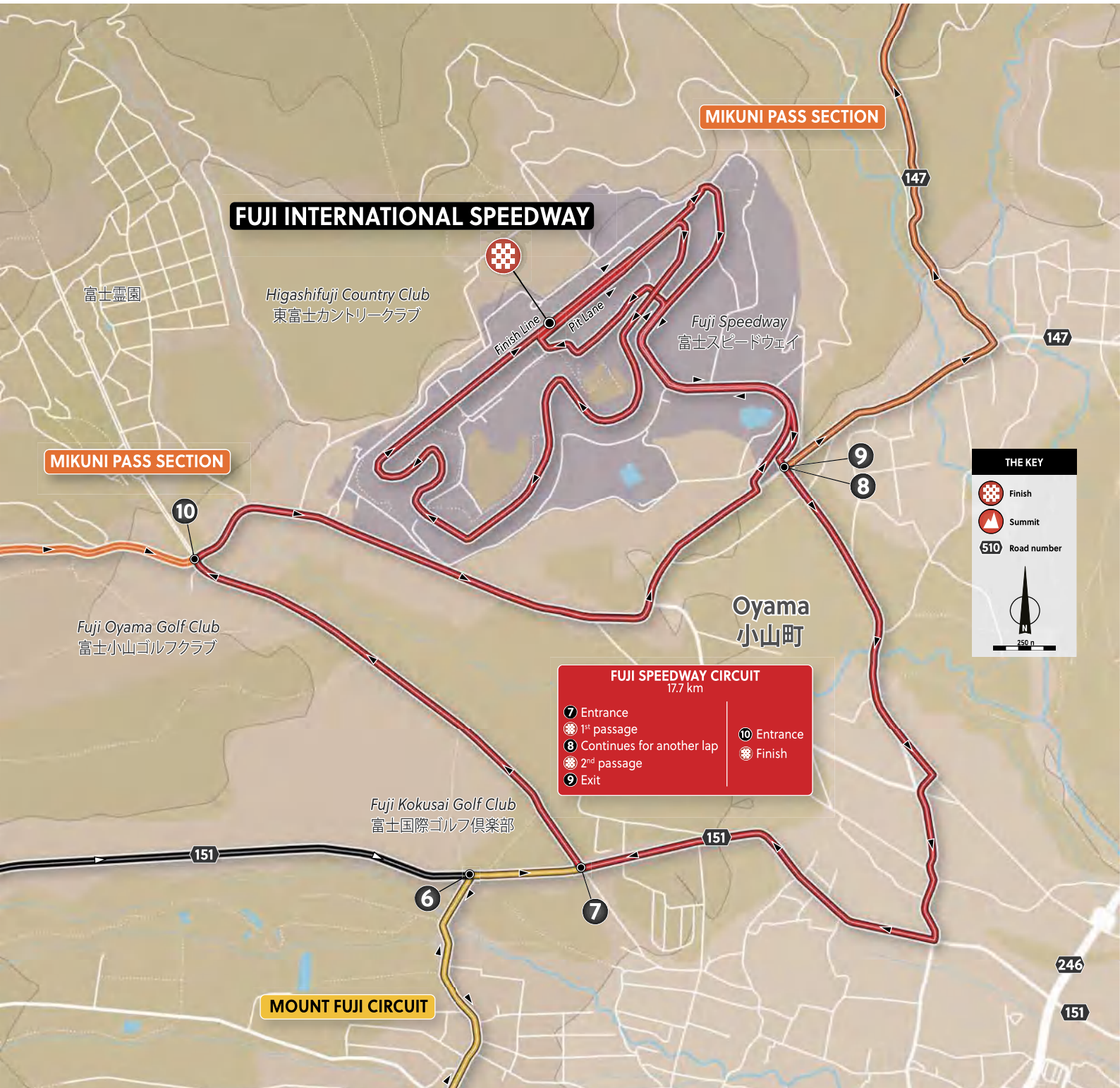
Distance : 234 km / Total Elevation : 4865m



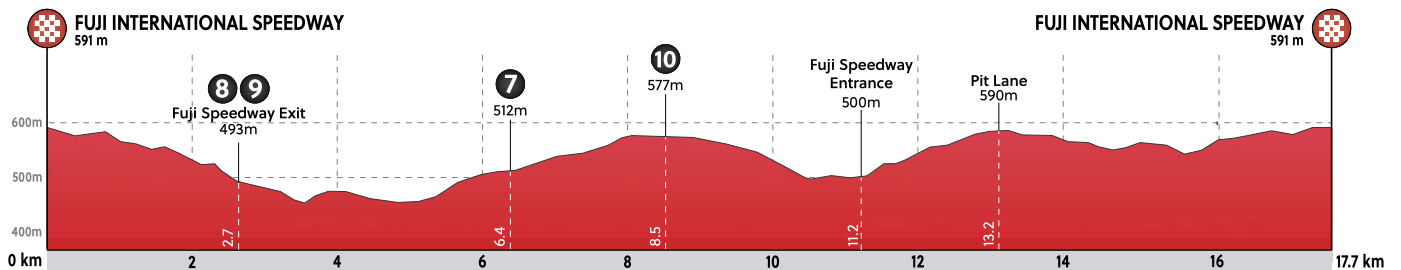


Olympic Games Tokyo 2020

# Cycling Road - Road Race Men



Fuji Speedway circuit profile





## Start List

スタートリスト / Liste de départ

REVISED  
23 JUL 14:25

Race Number	Name	NOC Code	Race Number	Name	NOC Code	Race Number	Name	NOC Code
1	van AVERMAET Greg	BEL	57	DUNBAR Edward	IRL	106	SISKEVICIUS Evaldas	LTU
2	BENOOT Tiesj	BEL	58	MARTIN Daniel	IRL	107	VALTER Attila	HUN
3	EVENEPOEL Remco	BEL	59	ROCHE Nicolas	IRL	108	TZORTZAKIS Polychronis	GRE
4	van AERT Wout	BEL	60	CARAPAZ Richard	ECU	109	JURADO LOPEZ Christofer	PAN
5	VANSEVENANT Mauri	BEL	61	NARVAEZ PRADO Jhonatan Manuel	ECU	110	FRAYRE MOCTEZUMA Eder	MEX
6	POGACAR Tadej	SLO	62	SIVAKOV Pavel	ROC	111	ARASHIRO Yukiya	JPN
7	POLANC Jan	SLO	63	VLASOV Aleksandr	ROC	112	MASUDA Nariyuki	JPN
8	ROGLIC Primoz	SLO	64	ZAKARIN Ilnur	ROC	113	RODAS OCHOA Manuel Oseas	GUA
9	TRATNIK Jan	SLO	65	FOSS Tobias S.	NOR	114	MUGISHA Moise	RWA
10	CAVAGNA Remi	FRA	66	HOELGAARD Markus	NOR	115	de LANGE Tristan	NAM
11	COSNEFROY Benoit	FRA	67	JOHANNESSEN Tobias Halland	NOR	116	AULAR SANABRIA Orluis Alberto	VEN
12	ELISSONDE Kenny	FRA	68	LEKNESSUND Andreas	NOR	117	BALKAN Onur	TUR
13	GAUDU David	FRA	69	BODNAR Maciej	POL	118	ORKEN Ahmet	TUR
14	MARTIN Guillaume	FRA	70	KWIATKOWSKI Michal	POL	119	RUMAC Josip	CRO
15	FRACLE MATARRANZ Omar	ESP	71	MAJKA Rafal	POL	120	DAUMONT Paul	BUR
16	HERRADA Jesus	ESP	72	BENNETT George	NZL	121	WANG Ruidong	CHN
17	IZAGIRRE INSAUSTI Gorka	ESP	73	BEVIN Patrick	NZL	122	SAFARZADEH Saeid	IRI
18	IZAGIRRE INSAUSTI Jon	ESP	74	de BOD Stefan	RSA	123	SEPULVEDA Eduardo	ARG
19	VALVERDE Alejandro	ESP	75	DLAMINI Nicholas	RSA	124	KHALMURATOV Muradjan	UZB
20	GEOGHEGAN HART Tao	GBR	76	GIBBONS Ryan	RSA	125	EL KOURAJI Mohcine	MAR
21	THOMAS Geraint	GBR	77	BOIVIN Guillaume	CAN	126	AMADOR Andrey	CRC
22	YATES Simon Philip	GBR	78	HOULE Hugo	CAN	127	ASADOV Elchin	AZE
23	YATES Adam	GBR	79	WOODS Michael	CAN	128	NAVARRO CALLE Royner	PER
24	BETTIO ALBERTO	ITA	80	KUKRLE Michael	CZE	129	FENG Chun Kai	TPE
25	CARUSO Damiano	ITA	81	SCHLEGEL Michal	CZE	130	CHOY Hiu Fung	HKG
26	CICCONE Giulio	ITA	82	STYBAR Zdenek	CZE			
27	MOSCON Gianni	ITA	83	KONRAD Patrick	AUT			
28	NIBALI Vincenzo	ITA	84	MUEHLBERGER Gregor	AUT			
29	DUMOULIN Tom	NED	85	PERNSTEINER Hermann	AUT			
30	HAVIK Yoeri	NED	86	CRADDOCK Lawson	USA			
31	KELDERMAN Wilco	NED	87	McNULTY Brandon	USA			
32	MOLLEMA Bauke	NED	88	SAGAN Juraj	SVK			
33	van BAARLE Dylan	NED	89	KUBIS Lukas	SVK			
34	CHAVES RUBIO Jhoan Esteban	COL	90	GRUZDEV Dmitriy	KAZ			
35	HIGUITA GARCIA Sergio Andres	COL	91	LUTSENKO Alexey	KAZ			
37	QUINTANA Nairo	COL	92	PRONSKIY Vadim	KAZ			
38	URAN Rigoberto	COL	93	BUDIAK Anatolii	UKR			
40	DURBRIDGE Luke	AUS	94	KANGERT Tanel	EST			
41	HAMILTON Lucas	AUS	95	PRUUS Peeter	EST			
42	PORTE Richie	AUS	96	GHEBREIGZABHIER Amanuel	ERI			
43	ASGREEN Kasper	DEN	97	KUDUS Merhawi	ERI			
44	FUGLSANG Jakob	DEN	98	NEILANDS Kristis	LAT			
45	HUNDAHL Michael Valgren	DEN	99	SKUJINS Toms	LAT			
46	JENSEN Christopher	DEN	100	GENIETS Kevin	LUX			
47	ARNDT Nikias	GER	101	RIES Michel	LUX			
48	BUCHMANN Emanuel	GER	102	RIABUSHENKO Aleksandr	BLR			
49	GESCHKE Simon	GER	103	LAGAB Azzedine	ALG			
50	SCHACHMANN Maximilian	GER	104	MANSOURI Hamza	ALG			
51	HIRSCHI Marc	SUI	105	GROSU Eduard-Michael	ROU			
52	KUENG Stefan	SUI						
53	MAEDER Gino	SUI						
54	SCHAER Michael	SUI						
55	ALMEIDA Joao	POR						
56	LIVEIRA Nelson	POR						

Entries / NOCs	Race Configuration	Total Race Distance
128 / 57	Musashinonomori Park (Start) > Kagasaka Pass (96.6km) > Yeti (138.1km) > Mikuni Pass (199.3km) > Kagasaka Pass (210.6km) > Finish (234km)	234.0km

REVISED

Rider Nr. 82 STYBAR Zdenek (CZE) added



## Results

結果 / Résultats

Rank	Race Number	Name	NOC Code	Final Time	Time Behind
1	60	CARAPAZ Richard	ECU	6:05:26	+0
2	4	van AERT Wout	BEL	6:06:33	+1:07
3	6	POGACAR Tadej	SLO	"	"
4	32	MOLLEMA Bauke	NED	"	"
5	79	WOODS Michael	CAN	"	"
6	87	McNULTY Brandon	USA	"	"
7	13	GAUDU David	FRA	"	"
8	38	URAN Rigoberto	COL	"	"
9	23	YATES Adam	GBR	"	"
10	50	SCHACHMANN Maximilian	GER	6:06:47	+1:21
11	70	KWIATKOWSKI Michal	POL	6:07:01	+1:35
12	44	FUGLSANG Jakob	DEN	6:08:09	+2:43
13	55	ALMEIDA Joao	POR	6:09:04	+3:38
14	24	BETTIOL Alberto	ITA	"	"
15	33	van BAARLE Dylan	NED	"	"
16	58	MARTIN Daniel	IRL	"	"
17	22	YATES Simon Philip	GBR	"	"
18	83	KONRAD Patrick	AUT	"	"
19	71	MAJKA Rafal	POL	6:09:06	+3:40
20	27	MOSCON Gianni	ITA	6:09:08	+3:42
21	91	LUTSENKO Alexey	KAZ	6:11:46	+6:20
22	99	SKUJINS Toms	LAT	"	"
23	17	IZAGIRRE INSAUSTI Gorka	ESP	"	"
24	25	CARUSO Damiano	ITA	"	"
25	51	HIRSCHI Marc	SUI	"	"
26	72	BENNETT George	NZL	"	"
27	14	MARTIN Guillaume	FRA	"	"
28	8	ROGLIC Primoz	SLO	"	"
29	48	BUCHMANN Emanuel	GER	"	"
30	85	PERNSTEINER Hermann	AUT	6:13:17	+7:51
31	54	SCHAER Michael	SUI	"	"
32	62	SIVAKOV Pavel	ROC	"	"
33	98	NEILANDS Kristis	LAT	6:15:38	+10:12
34	66	HOELGAARD Markus	NOR	"	"
35	111	ARASHIRO Yukiya	JPN	"	"
36	80	KUKRLE Michael	CZE	"	"
37	100	GENIETS Kevin	LUX	"	"
38	12	ELISSONDE Kenny	FRA	"	"
39	110	FRAYRE MOCTEZUMA Eder	MEX	"	"
40	52	KUENG Stefan	SUI	"	"
41	56	OLIVEIRA Nelson	POR	"	"
42	19	VALVERDE Alejandro	ESP	"	"
43	7	POLANC Jan	SLO	"	"
44	29	DUMOULIN Tom	NED	"	"
45	34	CHAVES RUBIO Jhoan Esteban	COL	"	"
46	94	KANGERT Tanel	EST	"	"
47	61	NARVAEZ PRADO Jhonatan Manuel	ECU	"	"
48	42	PORTE Richie	AUS	"	"
49	3	EVENEPOEL Remco	BEL	"	"
50	96	GHEBREIGZABHIER Amanuel	ERI	"	"
51	31	KELDERMAN Wilco	NED	"	"



## Results

結果 / Résultats

Rank	Race Number	Name	NOC Code	Final Time	Time Behind
52	74	de BOD Stefan	RSA	6:16:53	+11:27
53	28	NIBALI Vincenzo	ITA	"	"
54	47	ARNDT Nikias	GER	"	"
55	97	KUDUS Merhawi	ERI	"	"
56	93	BUDIAK Anatolii	UKR	"	"
57	11	COSNEFROY Benoit	FRA	"	"
58	2	BENOOT Tiesj	BEL	"	"
59	63	VLASOV Aleksandr	ROC	"	"
60	26	CICCONI Giulio	ITA	"	"
61	65	FOSS Tobias S.	NOR	"	"
62	16	HERRADA Jesus	ESP	"	"
63	108	TZORTZAKIS Polychronis	GRE	6:21:46	+16:20
64	124	KHALMURATOV Muradjan	UZB	"	"
65	77	BOIVIN Guillaume	CAN	"	"
66	102	RIABUSHENKO Aleksandr	BLR	"	"
67	9	TRATNIK Jan	SLO	"	"
68	126	AMADOR Andrey	CRC	"	"
69	37	QUINTANA Nairo	COL	"	"
70	84	MUEHLBERGER Gregor	AUT	"	"
71	41	HAMILTON Lucas	AUS	"	"
72	40	DURBRIDGE Luke	AUS	"	"
73	101	RIES Michel	LUX	"	"
74	53	MAEDER Gino	SUI	"	"
75	59	ROCHE Nicolas	IRL	"	"
76	57	DUNBAR Edward	IRL	"	"
77	5	VANSEVENANT Mauri	BEL	"	"
78	45	HUNDAHL Michael Valgren	DEN	"	"
79	18	IZAGIRRE INSAUSTI Jon	ESP	"	"
80	86	CRADDOCK Lawson	USA	"	"
81	35	HIGUITA GARCIA Sergio Andres	COL	"	"
82	67	JOHANNESSEN Tobias Halland	NOR	6:25:12	+19:46
83	68	LEKNESSUND Andreas	NOR	"	"
84	112	MASUDA Nariyuki	JPN	6:25:16	+19:50
85	78	HOULE Hugo	CAN	"	"
	123	SEPULVEDA Eduardo	ARG	DNF	
	92	PRONSKIY Vadim	KAZ	DNF	
	107	VALTER Attila	HUN	DNF	
	76	GIBBONS Ryan	RSA	DNF	
	75	DLAMINI Nicholas	RSA	DNF	
	116	AULAR SANABRIA Orluis Alberto	VEN	DNF	
	10	CAVAGNA Remi	FRA	DNF	
	88	SAGAN Juraj	SVK	DNF	
	21	THOMAS Geraint	GBR	DNF	
	69	BODNAR Maciej	POL	DNF	
	64	ZAKARIN Ilnur	ROC	DNF	
	95	PRUUS Peeter	EST	DNF	
	82	STYBAR Zdenek	CZE	DNF	
	119	RUMAC Josip	CRO	DNF	
	46	JENSEN Christopher	DEN	DNF	
	113	RODAS OCHOA Manuel Oseas	GUA	DNF	
	15	FRAILE MATARRANZ Omar	ESP	DNF	



## Results

結果 / Résultats

Rank	Race Number	Name	NOC Code	Final Time	Time Behind
	109	JURADO LOPEZ Christofer	PAN	DNF	
	1	van AVERMAET Greg	BEL	DNF	
	89	KUBIS Lukas	SVK	DNF	
	103	LAGAB Azzedine	ALG	DNF	
	105	GROU EDUARD-MICHAEL	ROU	DNF	
	120	DAUMONT Paul	BUR	DNF	
	43	ASGREEN Kasper	DEN	DNF	
	129	FENG Chun Kai	TPE	DNF	
	20	GEOGHEGAN HART Tao	GBR	DNF	
	125	EL KOURAJI Mohcine	MAR	DNF	
	90	GRUZDEV Dmitriy	KAZ	DNF	
	73	BEVIN Patrick	NZL	DNF	
	122	SAFARZADEH Saeid	IRI	DNF	
	30	HAVIK Yoeri	NED	DNF	
	130	CHOY Hiu Fung	HKG	DNF	
	128	NAVARRO CALLE Royner	PER	DNF	
	104	MANSOURI Hamza	ALG	DNF	
	106	SISKEVICIUS Evaldas	LTU	DNF	
	114	MUGISHA Moise	RWA	DNF	
	115	de LANGE Tristan	NAM	DNF	
	117	BALKAN Onur	TUR	DNF	
	118	ORKEN Ahmet	TUR	DNF	
	121	WANG Ruidong	CHN	DNF	
	127	ASADOV Elchin	AZE	DNF	
	49	GESCHKE Simon	GER	DNS	
	81	SCHLEGEL Michal	CZE	DNS	

Average Speed	Race Configuration	Total Race Distance
38.420km/h	Musashinonomori Park (Start) > Kagasaka Pass (96.6km) > Yeti (138.1km) > Mikuni Pass (199.3km) > Kagasaka Pass (210.6km) > Finish (234km)	234.0km

Participants							Weather	Temperature (°C)
Entries / NOCs	Ranked	OTL	DNF	DSQ	DNS	DQB		
128 / 57	85	0	41	0	2	0	Overcast	30

Legend:			
<b>DNF</b>	Did Not Finish	<b>DNS</b>	Did Not Start
<b>DSQ</b>	Disqualified	<b>OTL</b>	Over Time Limit
		<b>DQB</b>	Disqualification for unsportsmanlike behaviour





## Race Analysis

レース分析 / Analyse de la course

### After: Finish

Rank	Race Number	Race Name	NOC Code	Split 1	Split 2	Split 3	Split 4	Finish
1	60	CARAPAZ Richard	ECU	2:51:42 (17) +14:47	3:58:46 (13) +5:13	5:26:47 (4) +2	5:40:29 (2) +0	6:05:26 +0
2	4	van AERT Wout	BEL	2:51:42 (11) +14:47	3:58:46 (15) +5:13	5:26:47 (2) +2		6:06:33 +1:07
3	6	POGACAR Tadej	SLO	2:51:42 (27) +14:47	3:58:46 (17) +5:13	5:26:47 (3) +2	5:40:53 (5) +24	6:06:33 "
4	32	MOLLEMA Bauke	NED		3:58:46 (43) +5:13	5:26:49 (9) +4	5:40:53 (3) +24	6:06:33 "
5	79	WOODS Michael	CAN	2:51:42 (26) +14:47		5:26:45 (1) +0		6:06:33 "
6	87	McNULTY Brandon	USA		3:58:46 (23) +5:13	5:26:47 (5) +2	5:40:29 (1) +0	6:06:33 "
7	13	GAUDU David	FRA		3:58:46 (25) +5:13	5:26:47 (8) +2	5:40:53 (4) +24	6:06:33 "
8	38	URAN Rigoberto	COL	2:51:42 (61) +14:47	3:58:46 (16) +5:13	5:26:47 (7) +2		6:06:33 "
9	23	YATES Adam	GBR	2:51:42 (17) +14:47	3:58:46 (22) +5:13	5:27:02 (13) +17		6:06:33 "
10	50	SCHACHMANN Maximilian	GER		3:58:46 (60) +5:13	5:27:00 (12) +15		6:06:47 +1:21
11	70	KWIATKOWSKI Michal	POL	2:51:42 (44) +14:47	3:58:46 (7) +5:13	5:26:51 (11) +6	5:40:53 (6) +24	6:07:01 +1:35
12	44	FUGLSANG Jakob	DEN	2:51:42 (44) +14:47	3:58:46 (18) +5:13	5:26:51 (10) +6	5:40:53 (7) +24	6:08:09 +2:43
13	55	ALMEIDA Joao	POR	2:51:42 (55) +14:47	3:58:46 (41) +5:13	5:27:43 (16) +58	5:42:00 (11) +1:31	6:09:04 +3:38
14	24	BETTIOL Alberto	ITA	2:51:42 (32) +14:47	3:58:46 (9) +5:13	5:26:47 (6) +2	5:40:53 (8) +24	6:09:04 "
15	33	van BAARLE Dylan	NED		3:58:46 (12) +5:13	5:27:43 (17) +58	5:42:00 (14) +1:31	6:09:04 "
16	58	MARTIN Daniel	IRL	2:51:42 (30) +14:47	3:58:46 (34) +5:13	5:28:02 (21) +1:17	5:42:00 (13) +1:31	6:09:04 "
17	22	YATES Simon Philip	GBR	2:51:42 (32) +14:47	3:58:46 (20) +5:13		5:42:00 (12) +1:31	6:09:04 "
18	83	KONRAD Patrick	AUT	2:51:42 (44) +14:47	3:58:46 (31) +5:13	5:27:43 (15) +58	5:42:00 (15) +1:31	6:09:04 "
19	71	MAJKA Rafal	POL	2:51:42 (52) +14:47	3:58:46 (19) +5:13	5:27:57 (19) +1:12	5:42:00 (16) +1:31	6:09:06 +3:40
20	27	MOSCON Gianni	ITA			5:27:43 (14) +58		6:09:08 +3:42
21	91	LUTSENKO Alexey	KAZ	2:51:42 (48) +14:47		5:29:00 (29) +2:15	5:43:57 (21) +3:28	6:11:46 +6:20
22	99	SKUJINS Toms	LAT		3:58:46 (57) +5:13	5:28:48 (28) +2:03	5:43:57 (20) +3:28	6:11:46 "
23	17	IZAGIRRE INSAUSTI Gorka	ESP	2:51:42 (11) +14:47	3:58:46 (32) +5:13	5:29:27 (32) +2:42	5:43:57 (23) +3:28	6:11:46 "
24	25	CARUSO Damiano	ITA		3:58:46 (8) +5:13			6:11:46 "



## Race Analysis

レース分析 / Analyse de la course

### After: Finish

Rank	Race Number	Race Name	NOC Code	Split 1	Split 2	Split 3	Split 4	Finish
25	51	HIRSCHI Marc	SUI		3:58:46 (38)	5:28:48 (27)		<b>6:11:46</b>
					+5:13	+2:03		"
26	72	BENNETT George	NZL	2:51:42 (44)	3:58:46 (51)	5:28:48 (26)	5:43:57 (19)	<b>6:11:46</b>
				+14:47	+5:13	+2:03	+3:28	"
27	14	MARTIN Guillaume	FRA		3:59:11 (75)			<b>6:11:46</b>
					+5:38			"
28	8	ROGLIC Primoz	SLO	2:51:42 (38)	3:58:46 (55)	5:28:16 (24)	5:43:57 (22)	<b>6:11:46</b>
				+14:47	+5:13	+1:31	+3:28	"
29	48	BUCHMANN Emanuel	GER	2:51:42 (43)	3:58:46 (35)	5:28:48 (25)		<b>6:11:46</b>
				+14:47	+5:13	+2:03		"
30	85	PERNSTEINER Hermann	AUT	2:51:42 (60)	3:58:46 (49)	5:29:27 (33)	5:44:54 (26)	<b>6:13:17</b>
				+14:47	+5:13	+2:42	+4:25	<b>+7:51</b>
31	54	SCHAER Michael	SUI	2:51:42 (25)	3:58:46 (56)	5:29:27 (31)	5:44:54 (25)	<b>6:13:17</b>
				+14:47	+5:13	+2:42	+4:25	"
32	62	SIVAKOV Pavel	ROC		3:58:46 (11)	5:29:27 (30)	5:44:54 (24)	<b>6:13:17</b>
					+5:13	+2:42	+4:25	"
33	98	NEILANDS Kristis	LAT	2:51:42 (31)	3:58:46 (45)	5:30:41 (39)	5:46:27 (30)	<b>6:15:38</b>
				+14:47	+5:13	+3:56	+5:58	<b>+10:12</b>
34	66	HOELGAARD Markus	NOR	2:51:42 (42)	3:58:46 (33)	5:30:41 (40)	5:46:27 (29)	<b>6:15:38</b>
				+14:47	+5:13	+3:56	+5:58	"
35	111	ARASHIRO Yukiya	JPN	2:51:42 (69)	3:59:16 (77)	5:31:07 (51)	5:46:29 (36)	<b>6:15:38</b>
				+14:47	+5:43	+4:22	+6:00	"
36	80	KUKRLE Michael	CZE	2:36:55 (5)	3:53:33 (5)	5:31:01 (45)	5:46:29 (42)	<b>6:15:38</b>
				+0	+0	+4:16	+6:00	"
37	100	GENIETS Kevin	LUX	2:51:42 (10)	3:58:46 (53)	5:31:01 (47)	5:46:29 (39)	<b>6:15:38</b>
				+14:47	+5:13	+4:16	+6:00	"
38	12	ELISSONDE Kenny	FRA		3:58:46 (47)	5:31:13 (53)		<b>6:15:38</b>
					+5:13	+4:28		"
39	110	FRAYRE MOCTEZUMA Eder	MEX		3:58:46 (30)	5:31:01 (44)	5:46:29 (35)	<b>6:15:38</b>
					+5:13	+4:16	+6:00	"
40	52	KUENG Stefan	SUI		3:58:46 (46)	5:31:05 (48)	5:46:29 (38)	<b>6:15:38</b>
					+5:13	+4:20	+6:00	"
41	56	OLIVEIRA Nelson	POR	2:51:42 (53)	3:58:46 (48)	5:31:01 (43)	5:46:29 (40)	<b>6:15:38</b>
				+14:47	+5:13	+4:16	+6:00	"
42	19	VALVERDE Alejandro	ESP		3:59:51 (87)	5:31:01 (42)	5:46:29 (33)	<b>6:15:38</b>
					+6:18	+4:16	+6:00	"
43	7	POLANC Jan	SLO		3:58:46 (66)	5:27:48 (18)	5:41:14 (9)	<b>6:15:38</b>
					+5:13	+1:03	+45	"
44	29	DUMOULIN Tom	NED	2:51:42 (11)	3:58:46 (26)	5:31:07 (49)	5:46:29 (41)	<b>6:15:38</b>
				+14:47	+5:13	+4:22	+6:00	"
45	34	CHAVES RUBIO Jhoan Esteban	COL		3:58:46 (21)	5:29:58 (35)	5:46:15 (27)	<b>6:15:38</b>
					+5:13	+3:13	+5:46	"
46	94	KANGERT Tanel	EST	2:51:42 (28)	3:58:46 (54)	5:31:01 (46)	5:46:29 (43)	<b>6:15:38</b>
				+14:47	+5:13	+4:16	+6:00	"
47	61	NARVAEZ PRADO Jhonatan Manuel	ECU		3:58:46 (24)	5:31:07 (50)	5:46:29 (34)	<b>6:15:38</b>
					+5:13	+4:22	+6:00	"
48	42	PORTE Richie	AUS	2:51:42 (41)	3:58:46 (28)	5:30:13 (36)	5:46:27 (31)	<b>6:15:38</b>
				+14:47	+5:13	+3:28	+5:58	"



## Race Analysis

レース分析 / Analyse de la course

### After: Finish

Rank	Race Number	Race Name	NOC Code	Split 1	Split 2	Split 3	Split 4	Finish
49	3	EVENEPOEL Remco	BEL		3:58:46 (6)	5:31:13 (52)		<b>6:15:38</b>
					+5:13	+4:28		"
50	96	GHEBREIGZABHIER Amanuel	ERI	2:51:42 (68)	3:58:46 (37)	5:30:13 (37)		<b>6:15:38</b>
				+14:47	+5:13	+3:28		"
51	31	KELDERMAN Wilco	NED	2:51:42 (17)	3:58:46 (39)	5:29:55 (34)	5:46:15 (28)	<b>6:15:38</b>
				+14:47	+5:13	+3:10	+5:46	"
52	74	de BOD Stefan	RSA	2:51:42 (51)	3:58:46 (64)	5:32:29 (55)		<b>6:16:53</b>
				+14:47	+5:13	+5:44		<b>+11:27</b>
53	28	NIBALI Vincenzo	ITA	2:51:42 (17)		5:32:29 (56)	5:48:18 (49)	<b>6:16:53</b>
				+14:47		+5:44	+7:49	"
54	47	ARNDT Nikias	GER		3:58:46 (50)	5:32:29 (60)		<b>6:16:53</b>
					+5:13	+5:44		"
55	97	KUDUS Merhawi	ERI	2:51:42 (53)	3:58:46 (36)	5:32:29 (58)	5:48:18 (48)	<b>6:16:53</b>
				+14:47	+5:13	+5:44	+7:49	"
56	93	BUDIAK Anatolii	UKR		3:58:46 (73)	5:32:29 (62)	5:48:18 (46)	<b>6:16:53</b>
					+5:13	+5:44	+7:49	"
57	11	COSNEFROY Benoit	FRA		3:58:46 (68)	5:32:29 (59)	5:48:18 (47)	<b>6:16:53</b>
					+5:13	+5:44	+7:49	"
58	2	BENOOT Tiesj	BEL		3:58:46 (40)	5:32:33 (63)		<b>6:16:53</b>
					+5:13	+5:48		"
59	63	VLASOV Aleksandr	ROC	2:51:42 (57)	3:58:46 (52)	5:32:29 (57)	5:48:18 (45)	<b>6:16:53</b>
				+14:47	+5:13	+5:44	+7:49	"
60	26	CICCONE Giulio	ITA					<b>6:16:53</b>
								"
61	65	FOSS Tobias S.	NOR			5:31:21 (54)	5:46:46 (44)	<b>6:16:53</b>
						+4:36	+6:17	"
62	16	HERRADA Jesus	ESP	2:51:42 (16)	3:58:46 (14)	5:32:29 (61)	5:48:18 (50)	<b>6:16:53</b>
				+14:47	+5:13	+5:44	+7:49	"
63	108	TZORTZAKIS Polychronis	GRE	2:36:55 (1)	3:53:33 (2)	5:36:13 (77)		<b>6:21:46</b>
				+0	+0	+9:28		<b>+16:20</b>
64	124	KHALMURATOV Muradjan	UZB		3:58:46 (58)	5:35:00 (69)	5:51:35 (58)	<b>6:21:46</b>
					+5:13	+8:15	+11:06	"
65	77	BOIVIN Guillaume	CAN		3:59:40 (82)	5:36:13 (73)		<b>6:21:46</b>
					+6:07	+9:28		"
66	102	RIABUSHENKO Aleksandr	BLR	2:51:42 (58)	3:58:46 (72)	5:35:03 (70)		<b>6:21:46</b>
				+14:47	+5:13	+8:18		"
67	9	TRATNIK Jan	SLO	2:51:42 (8)		5:35:03 (71)	5:51:35 (56)	<b>6:21:46</b>
				+14:47		+8:18	+11:06	"
68	126	AMADOR Andrey	CRC	2:51:42 (17)	3:58:46 (74)	5:34:59 (68)	5:51:35 (52)	<b>6:21:46</b>
				+14:47	+5:13	+8:14	+11:06	"
69	37	QUINTANA Nairo	COL	2:51:42 (59)	3:58:46 (44)	5:34:33 (66)	5:51:35 (57)	<b>6:21:46</b>
				+14:47	+5:13	+7:48	+11:06	"
70	84	MUEHLBERGER Gregor	AUT	2:52:17 (79)	3:59:32 (79)	5:28:00 (20)	5:42:03 (17)	<b>6:21:46</b>
				+15:22	+5:59	+1:15	+1:34	"
71	41	HAMILTON Lucas	AUS	2:51:42 (32)	3:59:21 (78)	5:30:16 (38)	5:46:29 (32)	<b>6:21:46</b>
				+14:47	+5:48	+3:31	+6:00	"
72	40	DURBRIDGE Luke	AUS	2:51:42 (40)	3:58:46 (63)	5:36:13 (75)	5:52:51 (61)	<b>6:21:46</b>
				+14:47	+5:13	+9:28	+12:22	"



## Race Analysis

レース分析 / Analyse de la course

### After: Finish

Rank	Race Number	Race Name	NOC Code	Split 1	Split 2	Split 3	Split 4	Finish
73	101	RIES Michel	LUX	2:51:42 (17) +14:47	3:59:51 (84) +6:18	5:34:13 (65) +7:28		6:21:46 "
74	53	MAEDER Gino	SUI	2:51:42 (63) +14:47	3:58:46 (27) +5:13	5:32:38 (64) +5:53	5:49:23 (51) +8:54	6:21:46 "
75	59	ROCHE Nicolas	IRL		3:58:46 (67) +5:13	5:35:07 (72) +8:22		6:21:46 "
76	57	DUNBAR Edward	IRL	2:52:19 (81) +15:24	3:59:38 (81) +6:05	5:28:02 (22) +1:17	5:42:09 (18) +1:40	6:21:46 "
77	5	VANSEVENANT Mauri	BEL	2:51:42 (11) +14:47	3:58:46 (10) +5:13		5:51:35 (59) +11:06	6:21:46 "
78	45	HUNDAHL Michael Valgren	DEN	2:51:42 (64) +14:47	3:58:46 (59) +5:13	5:36:13 (78) +9:28	5:52:51 (62) +12:22	6:21:46 "
79	18	IZAGIRRE INSAUSTI Jon	ESP	2:51:42 (24) +14:47	3:58:46 (71) +5:13	5:36:13 (74) +9:28		6:21:46 "
80	86	CRADDOCK Lawson	USA	2:51:42 (62) +14:47	3:58:46 (61) +5:13	5:36:13 (76) +9:28	5:52:51 (60) +12:22	6:21:46 "
81	35	HIGUITA GARCIA Sergio Andres	COL	2:51:42 (65) +14:47	3:58:46 (42) +5:13	5:34:33 (67) +7:48	5:51:35 (54) +11:06	6:21:46 "
82	67	JOHANNESSEN Tobias Halland	NOR		3:58:46 (29) +5:13	5:38:23 (80) +11:38	5:55:05 (54) +14:36	6:25:12 +19:46
83	68	LEKNESSUND Andreas	NOR		3:58:46 (69) +5:13	5:30:43 (41) +3:58	5:46:29 (37) +6:00	6:25:12 "
84	112	MASUDA Nariyuki	JPN		3:59:51 (85) +6:18	5:38:23 (81) +11:38		6:25:16 +19:50
85	78	HOULE Hugo	CAN	2:51:42 (32) +14:47	3:58:46 (62) +5:13	5:38:23 (79) +11:38	5:55:05 (52) +14:36	6:25:16 "
	123	SEPULVEDA Eduardo	ARG	2:52:21 (82) +15:26	3:59:51 (89) +6:18	5:28:08 (23) +1:23	5:41:27 (10) +58	DNF
	92	PRONSKIY Vadim	KAZ		3:58:46 (65) +5:13	5:38:51 (82) +12:06		DNF
	107	VALTER Attila	HUN	2:51:42 (56) +14:47	3:58:46 (70) +5:13	5:40:03 (83) +13:18		DNF
	76	GIBBONS Ryan	RSA	2:51:42 (50) +14:47	3:59:51 (88) +6:18	5:40:07 (84) +13:22		DNF
	75	DLAMINI Nicholas	RSA	2:36:55 (4) +0	3:53:33 (4) +0	5:41:27 (85) +14:42		DNF
	116	AULAR SANABRIA Orluis Alberto	VEN	2:36:55 (2) +0	3:53:33 (1) +0	5:41:33 (86) +14:48		DNF
	10	CAVAGNA Remi	FRA	2:51:42 (32) +14:47	3:59:51 (86) +6:18	5:42:21 (87) +15:36		DNF
	88	SAGAN Juraj	SVK	2:36:55 (2) +0	3:53:33 (3) +0			DNF
	21	THOMAS Geraint	GBR	2:52:07 (71) +15:12	3:59:16 (76) +5:43			DNF
	69	BODNAR Maciej	POL		3:59:32 (80) +5:59			DNF
	64	ZAKARIN Ilnur	ROC	2:51:42 (23) +14:47	3:59:40 (83) +6:07			DNF



## Race Analysis

レース分析 / Analyse de la course

### After: Finish

Rank	Race Number	Race Name	NOC Code	Split 1	Split 2	Split 3	Split 4	Finish
	95	PRUUS Peeter	EST	2:52:31 (83)	4:00:07 (90)			
				+15:36	+6:34			DNF
	82	STYBAR Zdenek	CZE	2:51:42 (49)	4:00:18 (91)			
				+14:47	+6:45			DNF
	119	RUMAC Josip	CRO	2:51:42 (32)	4:02:26 (92)			
				+14:47	+8:53			DNF
	46	JENSEN Christopher	DEN	2:51:42 (39)	4:03:27 (93)			
				+14:47	+9:54			DNF
	113	RODAS OCHOA Manuel Oseas	GUA	2:51:42 (66)	4:03:29 (94)			
				+14:47	+9:56			DNF
	15	FRAILE MATARRANZ Omar	ESP	2:51:42 (11)	4:03:52 (95)			
				+14:47	+10:19			DNF
	109	JURADO LOPEZ Christofer	PAN		4:05:00 (96)			
					+11:27			DNF
	1	van AVERMAET Greg	BEL	2:51:42 (8)	4:05:21 (97)			
				+14:47	+11:48			DNF
	89	KUBIS Lukas	SVK		4:05:46 (98)			
					+12:13			DNF
	103	LAGAB Azzedine	ALG	2:51:43 (76)	4:07:09 (99)			
				+14:48	+13:36			DNF
	105	GROU EDUARD-MICHAEL	ROU	2:42:44 (6)				
				+5:49				DNF
	120	DAUMONT Paul	BUR	2:42:44 (7)				
				+5:49				DNF
	43	ASGREEN Kasper	DEN	2:51:42 (29)				
				+14:47				DNF
	129	FENG Chun Kai	TPE	2:51:42 (67)				
				+14:47				DNF
	20	GEOGHEGAN HART Tao	GBR	2:52:07 (70)				
				+15:12				DNF
	125	EL KOURAJI Mohcine	MAR	2:51:43 (72)				
				+14:48				DNF
	90	GRUZDEV Dmitriy	KAZ	2:51:43 (73)				
				+14:48				DNF
	73	BEVIN Patrick	NZL	2:51:43 (74)				
				+14:48				DNF
	122	SAFARZADEH Saeid	IRI	2:51:43 (75)				
				+14:48				DNF
	30	HAVIK Yoeri	NED	2:51:43 (77)				
				+14:48				DNF
	130	CHOY Hiu Fung	HKG	2:51:43 (78)				
				+14:48				DNF
	128	NAVARRO CALLE Royner	PER	2:52:07 (80)				
				+15:12				DNF
	104	MANSOURI Hamza	ALG					
								DNF
	106	SISKEVICIUS Evaldas	LTU					
								DNF



## Race Analysis

レース分析 / Analyse de la course

### After: Finish

Rank	Race Number	Name	NOC Code	Split 1	Split 2	Split 3	Split 4	Finish
	114	MUGISHA Moise	RWA					DNF
	115	de LANGE Tristan	NAM					DNF
	117	BALKAN Onur	TUR					DNF
	118	ORKEN Ahmet	TUR					DNF
	121	WANG Ruidong	CHN					DNF
	127	ASADOV Elchin	AZE					DNF
	49	GESCHKE Simon	GER					DNS
	81	SCHLEGEL Michal	CZE					DNS

Timing Point	Ptp Start 1	Ptp 1	Ptp 2	Ptp 3	Ptp Finish 1
<b>Race Distance</b>	96.6km	138.1km	199.3km	210.6km	234.0km

**Note:**

Intermediate (lap) times are information recorded from transponders. Final time used for ranking at the end of the race is determined with photo-finish for ALL riders.

**Legend:**

**DNF** Did Not Finish      **DNS** Did Not Start      **PTP** Point-To-Point



## Race Facts

レース情報 / Faits de la course

### After 234.0 km

When	Facts	Riders involved	NOC Code
Start	126 Riders representing 57 nations, 2 riders DNS	49 GESCHKE Simon 81 SCHLEGEL Michal	GER CZE
Neutralized start	11AM		
Official Start	1120MA		
KM 1,5	8 riders breakaway, 1min 30 gap	75 DLAMINI Nicholas 80 KUKRLE Michael 88 SAGAN Juraj 105 GROSU Eduard-Michael 108 TZORTZAKIS Polychronis 116 AULAR SANABRIA Orluis Alberto 120 DAUMONT Paul 127 ASADOV Elchin	RSA CZE SVK ROU GRE VEN BUR AZE
225 km to go	current gap 2min30		
222km to go	Gap increases to 3min45		
214,8km to go	New gap 7min10		
210km to go	Peloton at moderate speed, gap 9min		
205km to go	gap remains 9min		
201km to go	Gap is currently 8min45		
195km to go	Current gap 8min35, outgoing Olympic Champion Greg Van Avermaet always in the lead of the bunch		
191km to go	43km covered by the leaders within the first racing hour		
185km to go	a lot of feeding happening at the back of the peloton (current outside temperature 33°C)		
180km to go	Update gap 8min40 always 8 riders breakaway, peloton still together at a rather moderate pace		
177km to go	dropped by the leaders in a descent, now 7 leaders	127 ASADOV Elchin	AZE
174km to go	follows at 40sec from the leaders	127 ASADOV Elchin	AZE
173km to go	breaks away from the peloton	115 de LANGE Tristan	NAM
170km to go	follows at 17min, the peloton at 18min45		
166km to go	follows currently at 3min59 from the breakaway	127 ASADOV Elchin	AZE
166km to go	17min10 behind the 7 leaders	115 de LANGE Tristan	NAM
164km to go	Update gap between the breakaway and the peloton : 19min45, riders from the Slovenian team leading the peloton		
159km to go	17min10 behind the 7 leaders, peloton at 19min	115 de LANGE Tristan	NAM



## Race Facts

レース情報 / Faits de la course

When	Facts	Riders involved	NOC Code
157km to go	Riders from Slovenia, Belgium and Poland in the first positions of the peloton		
156km to go	Crash at the back of the peloton, all the riders back on their bikes	20 GEOGHEGAN HART Tao 21 THOMAS Geraint 26 CICCONE Giulio 84 MUEHLBERGER Gregor	GBR GBR ITA AUT
155km to go	dropped from the breakaway, 6 riders in the lead	120 DAUMONT Paul	BUR
153km to go	dropped from the breakaway	105 GROSU Eduard-Michael	ROU
152km to go	Return in the peloton after the earlier crash	20 GEOGHEGAN HART Tao 21 THOMAS Geraint	GBR GBR
151km to go	2 dropped riders at 1min from the 5 leaders		
151km to go	Follows at 17min from the breakaway, the peloton at 17min25	115 de LANGE Tristan	NAM
150km to go	Returns to the peloton after the crash	37 QUINTANA Nairo	COL
147km to go	Caught by the bunch	115 de LANGE Tristan	NAM
145km to go	Still the same nations making the pace in the peloton		
143km to go	dropped from the peloton	106 SISKEVICIUS Evaldas	LTU
141km to go	12min behind the 5 leaders	127 ASADOV Elchin	AZE
139km to go	earlier in the chase, now dropped from the pack	115 de LANGE Tristan	NAM
138km to go	Peloton at 16min05 from the 5 riders breakaway		
138km to go	The breakaway enters the fixed feed zone		
134km to go	4min50 behind the breakaway	105 GROSU Eduard-Michael 120 DAUMONT Paul	ROU BUR
131km to go	The pack at 15min45		
128km to go	Caught back by the peloton	127 ASADOV Elchin	AZE
124,6km to go	The peloton in the fixed feed zone		
122km to go	DNF	117 BALKAN Onur 118 ORKEN Ahmet 106 SISKEVICIUS Evaldas 115 de LANGE Tristan	TUR TUR LTU NAM
122km to go	Bike change	14 MARTIN Guillaume	FRA
119km to go	Current gap between the 5 leaders and the pack 14min30		
118km to go	Back in the peloton after a bike change	14 MARTIN Guillaume	FRA
115km to go	Average speed after 3 hours of racing : 39,500km/hour		





## Race Facts

レース情報 / Faits de la course

When	Facts	Riders involved	NOC Code
112km to go	Gap between the leaders and the peloton drops to 13min50		
109km to go	Belgium, Slovenia and Spain in the lead of the pack		
108km to go	DNF	127 ASADOV Elchin	AZE
105km to go	Caught by the peloton after being dropped from the breakaway	105 GROSU Eduard-Michael 120 DAUMONT Paul	ROU BUR
104,8km to go	Current gap between the 5 riders in the lead and the pack 12min50		
102km to go	While climbing Fuji Sanroku more and more riders are dropped from the back of the peloton		
101,6km to go	DNF	105 GROSU Eduard-Michael	ROU
100km to go	Gap drops till 10min40		
99,5km to go	DNF	104 MANSOURI Hamza 120 DAUMONT Paul	ALG BUR
99km to go	Dropped from the peloton	1 van AVERMAET Greg	BEL
98,6km to go	DNF	121 WANG Ruidong 130 CHOY Hiu Fung	CHN HKG
97km to go	Latest gap between the 5 riders breakaway and the peloton : 8min50		
96,7km to go	The breakaway at 3km from the top of Fuji Sanroku		
96,2km to go	DNF	30 HAVIK Yoeri 122 SAFARZADEH Saeid	NED IRI
96km to go	Current gap 8min10		
95,5km to go	Dropped	46 JENSEN Christopher 15 FRAILE MATARRANZ Omar	DEN ESP
95km to go	Gap keeps on dropping: 7min42		
94,6km to go	The pack at 3km from the top of Fuji Sanroku, current gap 7min10		
94km to go	More and more riders in trouble and dropped from the peloton	10 CAVAGNA Remi 77 BOIVIN Guillaume 69 BODNAR Maciej 64 ZAKARIN Ilnur 111 ARASHIRO Yukiya	FRA CAN POL ROC JPN
91km to go	Gap dropped to 6min		
91km to go	dropped	19 VALVERDE Alejandro	ESP
90km to go	a lot of movement in front of the peloton, current gap 5min06 while the peloton has left the fixed feed zone		
79km to go	In the descend of Fuji Sanroku the gap drops further on to 4min45		



## Race Facts

レース情報 / Faits de la course

When	Facts	Riders involved	NOC Code
72km to go	DNF	73 BEVIN Patrick 103 LAGAB Azzedine 125 EL KOURAJI Mohcine 128 NAVARRO CALLE Royner 90 GRUZDEV Dmitriy	NZL ALG MAR PER KAZ
67,5km to go	The breakaway is approaching the FSW Circuit, different nations in the lead of the peloton, a.o. Poland		
66,7km to go	Gap 4min30, the leaders on the FSW Circuit		
62,6km to go	Gap 3min30, peloton in the feed zone on the FSW Circuit, splits at the back of the peloton		
60,6km to go	dropped	21 THOMAS Geraint	GBR
57,7km to go	Crash but back on his bike and trying to return to the pack	7 POLANC Jan	SLO
54km to go	Again a lot of action ahead of the peloton, riders from Italy, Belgium, the Netherlands		
53km to go	Dropped from the leading group	88 SAGAN Juraj 75 DLAMINI Nicholas	SVK RSA
52km to go	Remain in the lead for the moment	80 KUKRLE Michael 108 TZORTZAKIS Polychronis 116 AULAR SANABRIA Or Luis Alberto	CZE GRE VEN
50km to go	Three chasers at 40sec, the pack at 55sec	3 EVENEPOEL Remco 38 URAN Rigoberto 57 DUNBAR Edward	BEL COL IRL
49,2km to go	dropped from the breakaway	108 TZORTZAKIS Polychronis	GRE
49km to go	Three chasers caught back by the peloton		
48,5km to go	Remain in the lead for the time being, only 20sec advantage left	80 KUKRLE Michael 116 AULAR SANABRIA Or Luis Alberto	CZE VEN
48km to go	All together, end of the breakaway		
40km to go	Very fast speed in the peloton in the Mount Fuji Circuit		
38km to go	Approx 20 riders in the first part of the peloton, lead by Tiesj Benoot		
38km to go	Dropped a.o.	26 CICCONE Giulio 28 NIBALI Vincenzo 7 POLANC Jan 57 DUNBAR Edward 43 ASGREEN Kasper 37 QUINTANA Nairo 3 EVENEPOEL Remco	ITA ITA SLO IRL DEN COL BEL
37,5km to go	In first position of the peloton	4 van AERT Wout 5 VANSEVENANT Mauri	BEL BEL



## Race Facts

レース情報 / Faits de la course

When	Facts	Riders involved	NOC Code
37km to go	Acceleration and in the lead, 10sec advantage	6 POGACAR Tadej 79 WOODS Michael 87 McNULTY Brandon	SLO CAN USA
35,5km to go	Advantage 15sec for the three leaders, Kwiatkowski accelerates while Van Aert is dropped		
35km to go	4 chasers	24 BETTIOL Alberto 38 URAN Rigoberto 60 CARAPAZ Richard 70 KWIATKOWSKI Michal	ITA COL ECU POL
km34,9	7 riders in the lead		
34km to go	7 riders in the lead	6 POGACAR Tadej 24 BETTIOL Alberto 38 URAN Rigoberto 60 CARAPAZ Richard 70 KWIATKOWSKI Michal 79 WOODS Michael 87 McNULTY Brandon	SLO ITA COL ECU POL CAN USA
33,8km to go	4 chasers	4 van AERT Wout 44 FUGLSANG Jakob 13 GAUDU David 32 MOLLEMA Bauke	BEL DEN FRA NED
33,5km to go	11 riders in the lead	4 van AERT Wout 13 GAUDU David 32 MOLLEMA Bauke 6 POGACAR Tadej 24 BETTIOL Alberto 38 URAN Rigoberto 60 CARAPAZ Richard 70 KWIATKOWSKI Michal 79 WOODS Michael 87 McNULTY Brandon 44 FUGLSANG Jakob	BEL FRA NED SLO ITA COL ECU POL CAN USA DEN
30,2km to go	Joins the lead, 12 riders in the lead	50 SCHACHMANN Maximilian	GER
28,5km to go	Joins the breakaway, 13 riders in the lead	23 YATES Adam	GBR



## Race Facts

レース情報 / Faits de la course

When	Facts	Riders involved	NOC Code
25km to go	13 riders in the lead, several riders try to break away a.o. Fuglsang, Pogacar, McNulty	6 POGACAR Tadej 13 GAUDU David 23 YATES Adam 24 BETTIOL Alberto 32 MOLLEMA Bauke 38 URAN Rigoberto 44 FUGLSANG Jakob 50 SCHACHMANN Maximilian 60 CARAPAZ Richard 70 KWIATKOWSKI Michal 79 WOODS Michael 84 MUEHLBERGER Gregor 87 McNULTY Brandon	SLO FRA GBR ITA NED COL DEN GER ECU POL CAN AUT USA
24,4km to go	2 riders breaking away, gap 15sec	87 McNULTY Brandon 60 CARAPAZ Richard	USA ECU
23,6km to go	Gap increases to 25sec		
22,8km to go	22sec gap for the two leaders		
22,2km to go	1 chaser at 18sec, the others at 22sec	79 WOODS Michael	CAN
20,6km to go	caught by the chasers, gap again 25 sec for the two riders in the lead	79 WOODS Michael	CAN
20km to go	Still 25sec		
17,8km to go	30sec, the gap increases slowly		
16,6km to go	37sec is the current gap		
15km to go	Dropped with cramps, gap between the two in front and the chasers 40sec	24 BETTIOL Alberto	ITA
12,3km to go	36sec, Yates and Van Aert working hard		
11,7km to go	dropped	44 FUGLSANG Jakob 70 KWIATKOWSKI Michal	DEN POL
11km to go	Gap has dropped to 15sec		
9,7km to go	12sec only between the two leaders and the chasing group where Van Aert is working very hard again		
6km to go	20sec, returning on the FSW circuit		
60	Alone in the lead, gap 23sec		
5,5km to go	5sec behind Carapaz	87 McNULTY Brandon	USA
5km to go	Accelerates but caught back, gap always 30sec advantage for Carapaz to the Van Aert group	13 GAUDU David	FRA
4,5km to go	caught back, Carapaz lone leader	13 GAUDU David	FRA
2km to go	Current advantage for Carapaz 35sec		



**Fuji International Speedway**  
 富士スピードウェイ  
 Fuji International Speedway

**SAT 24 JUL 2021**  
 Start Time 11:00

**Cycling Road**  
 自転車競技（ロード） / Cyclisme sur route  
**Men's Road Race**  
 男子ロードレース / Course sur route - hommes



### Race Facts

レース情報 / Faits de la course

When	Facts	Riders involved	NOC Code
1km to go	40sec advantage for Carapaz		





## Sport Communication

スポーツコミュニケーション / Communication sportive

Item: 1

### Team Car Order

#### Summary:

During Olympic Games, the order of the nations' vehicles is determined based on the Olympic qualification ranking (Art. 2.3.024).

#### Details:

Team Car	NOC
1	BEL
2	ITA
3	NED
4	FRA
5	COL
6	ESP
7	SLO
8	GER
9	AUS
10	DEN
11	GBR
12	NOR
13	SUI
14	AUT (+ BLR)
15	POL (+ UKR)
16	IRL (+ CRC)

Team Car	NOC
17	ROC (+ GRE)
18	RSA (+ ROU)
19	KAZ (+ IRI)
20	CAN (+ CRO)
21	CZE (+ HUN)
22	ECU (+ TUR)
23	POR (+ PAN, PER)
24	SVK (+ LTU, AZE)
25	ERI (+ BUR, NAM)
26	USA (+ MEX, ARG)
27	NZL (+ EST)
28	ALG (+ MAR, RWA)
29	LAT (+ UZB, CHN)
30	LUX (+ GUA, VEN)
31	JPN (+ HKG, TPE)

For grouped NOC's, the first NOC listed must use their vehicle and share space with the other NOC's they are grouped with.

Issued by: UCI Technical Delegate  
 Time: 17:00  
 Date: 15 JUL 2021



---

**Sport Communication**  
スポーツコミュニケーション / Communication sportive

**Item: 7**

**Commissaires' Panel Decision**

The UCI carried out 107 bike checks during today's men's road race (99 at the start and 8 at the finish). All the bikes that were tested complied with the UCI Regulations.

Issued by: UCI Commissaires' Panel  
Time: 18:50  
Date: 24 JUL 2021



# Olympic Games Tokyo 2020 Cycling Road - Road Race Women

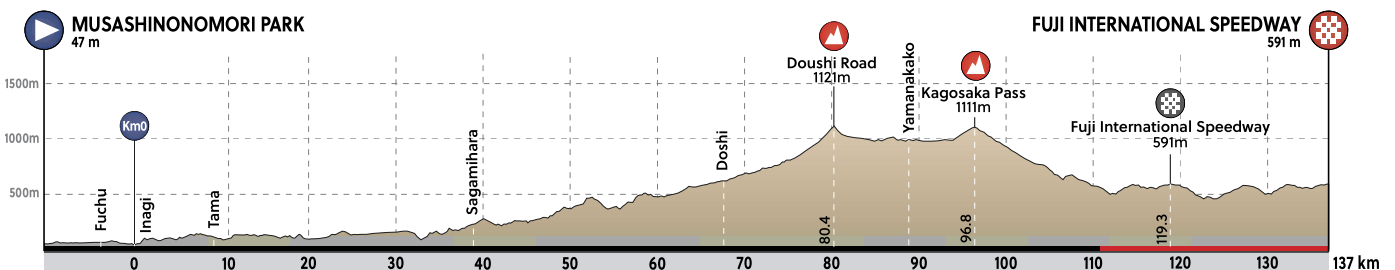


**THE KEY**

- Start
- Finish
- Summit

## Course profile

Distance : 137 km / Total Elevation : 2692m

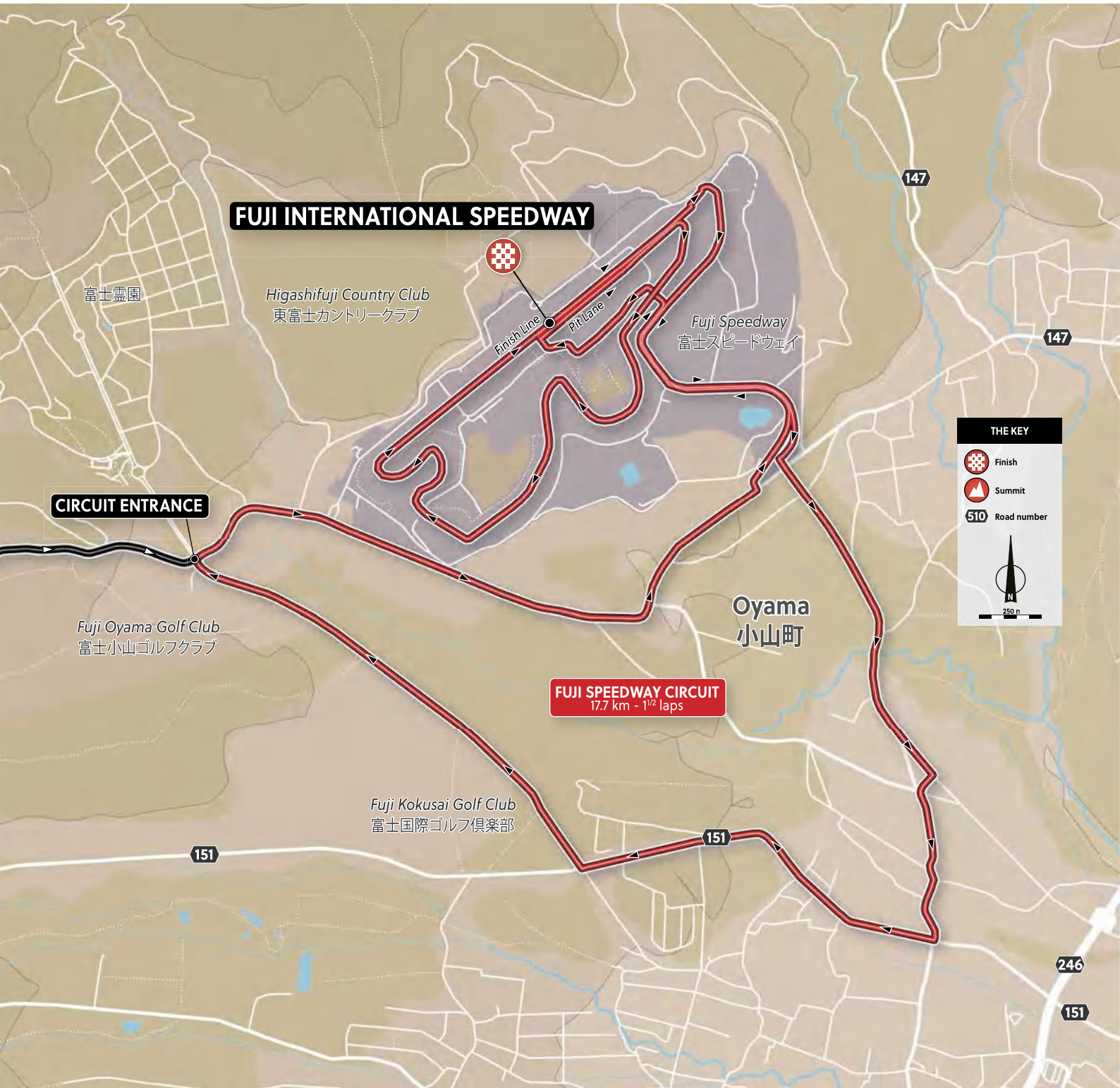




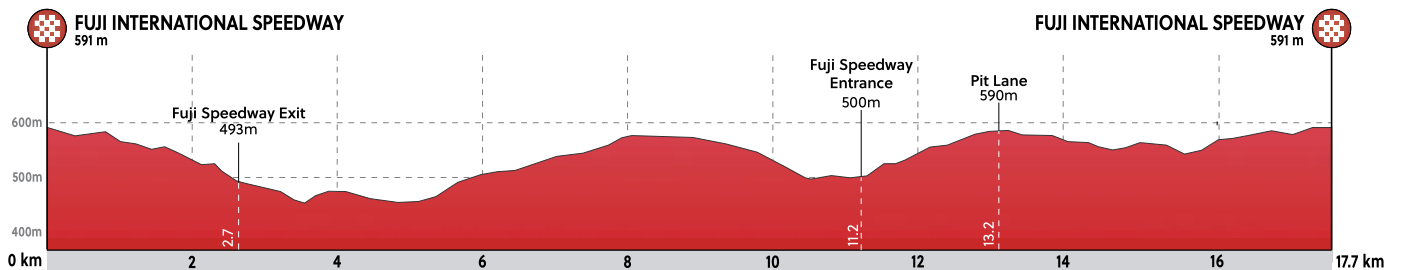


Olympic Games Tokyo 2020

# Cycling Road - Road Race Women



Fuji Speedway circuit profile





## Start List

スタートリスト / Liste de départ

Race Number	Name	NOC Code	Race Number	Name	NOC Code	Race Number	Name	NOC Code
1	van der BREGGEN Anna	NED	52	NEUMANOVA Tereza	CZE			
2	van VLEUTEN Annemiek	NED	53	ESPINOLA SALINAS Agua Marina	PAR			
3	VOLLERING Demi	NED	54	SHAPIRA Omer	ISR			
4	VOS Marianne	NED	55	SALAZAR VAZQUEZ Lizbeth Yareli	MEX			
5	BASTIANELLI Marta	ITA	56	SIERRA CANADILLA Arlenis	CUB			
6	CAVALLI Marta	ITA	57	ZABELINSKAYA Olga	UZB			
7	LONGO BORGHINI Elisa	ITA	58	AMHA Selam	ETH			
8	PALADIN Soraya	ITA	59	DEBESAY Mosana	ERI			
9	JOERGENSEN Emma Cecilie	DEN	60	VARGAS BARRIENTOS Maria Jose	CRC			
10	LUDWIG Cecilie Uttrup	DEN	61	SUN Jiajun	CHN			
11	BRENNAUER Lisa	GER	62	CHRISTOFOROU Antri	CYP			
12	LIPPERT Liane	GER	63	KANEKO Hiromi	JPN			
13	LUDWIG Hannah	GER	64	YONAMINE Eri	JPN			
14	WORRACK Trixi	GER	65	SOTO CAMPOS Catalina Anais	CHI			
15	BROWN Grace	AUS	66	CAMPBELL Teniel	TTO			
16	CROMWELL Tiffany	AUS	67	NA Ahreum	KOR			
17	GIGANTE Sarah	AUS						
18	SPRATT Amanda	AUS						
19	DEMEY Valerie	BEL						
20	KOPECKY Lotte	BEL						
21	van de VELDE Julie	BEL						
22	DEIGNAN Elizabeth	GBR						
23	SHACKLEY Anna	GBR						
24	LACH Marta	POL						
25	NIEWIADOMA Katarzyna	POL						
26	PLICHTA Anna	POL						
27	DYGERT Chloe	USA						
28	RIVERA Coryn	USA						
29	THOMAS Leah	USA						
30	WINDER Ruth	USA						
31	MOOLMAN-PASIO Ashleigh	RSA						
32	OBERHOLZER Carla	RSA						
33	GARCIA CANELLAS Margarita Victo	ESP						
34	SANTESTEBAN GONZALEZ Ane	ESP						
35	REUSSER Marlen	SUI						
36	LABOUS Juliette	FRA						
37	AALERUD Katrine	NOR						
38	BORGLI Stine	NOR						
39	DRONOVA Tamara	ROC						
40	BUJAK Eugenia	SLO						
41	MAJERUS Christine	LUX						
42	KONONENKO Valeriya	UKR						
43	CANUEL Karol-Ann	CAN						
44	JACKSON Alison	CAN						
45	KIRCHMANN Leah	CAN						
46	MANEEPHAN Jutatip	THA						
47	LELEIVYTE Rasa	LTU						
48	KIESENHOFER Anna	AUT						
49	PATINO BEDOYA Paula Andrea	COL						
50	AMIALIUSIK Alena	BLR						
51	LOOSER Vera	NAM						

Entries / NOCs	Race Configuration	Total Race Distance
67 / 40	Musashinonomori Park (Start) > Kagasaka Pass (96.6km) > Finish (137km)	137.0km



## Results

結果 / Résultats

Rank	Race Number	Name	NOC Code	Final Time	Time Behind
1	48	KIESENHOFER Anna	AUT	3:52:45	+0
2	2	van VLEUTEN Annemiek	NED	3:54:00	+1:15
3	7	LONGO BORGHINI Elisa	ITA	3:54:14	+1:29
4	20	KOPECKY Lotte	BEL	3:54:24	+1:39
5	4	VOS Marianne	NED	3:54:31	+1:46
6	11	BRENNAUER Lisa	GER	"	"
7	28	RIVERA Coryn	USA	"	"
8	6	CAVALLI Marta	ITA	"	"
9	57	ZABELINSKAYA Olga	UZB	"	"
10	10	LUDWIG Cecilie Uttrup	DEN	"	"
11	22	DEIGNAN Elizabeth	GBR	"	"
12	33	GARCIA CANELLAS Margarita Victo	ESP	"	"
13	31	MOOLMAN-PASIO Ashleigh	RSA	"	"
14	25	NIEWIADOMA Katarzyna	POL	"	"
15	1	van der BREGGEN Anna	NED	"	"
16	43	CANUEL Karol-Ann	CAN	3:55:05	+2:20
17	50	AMIALIUSIK Alena	BLR	"	"
18	24	LACH Marta	POL	3:55:13	+2:28
19	40	BUJAK Eugenia	SLO	"	"
20	41	MAJERUS Christine	LUX	"	"
21	64	YONAMINE Eri	JPN	"	"
22	49	PATINO BEDOYA Paula Andrea	COL	3:55:15	+2:30
23	12	LIPPERT Liane	GER	3:55:17	+2:32
24	54	SHAPIRA Omer	ISR	3:55:23	+2:38
25	3	VOLLERING Demi	NED	3:55:41	+2:56
26	16	CROMWELL Tiffany	AUS	"	"
27	26	PLICHTA Anna	POL	3:55:58	+3:13
28	34	SANTESTEBAN GONZALEZ Ane	ESP	3:56:04	+3:19
29	29	THOMAS Leah	USA	3:56:07	+3:22
30	36	LABOUS Juliette	FRA	"	"
31	27	DYGERT Chloe	USA	3:58:51	+6:06
32	44	JACKSON Alison	CAN	3:59:47	+7:02
33	52	NEUMANOVA Tereza	CZE	"	"
34	56	SIERRA CANADILLA Arlenis	CUB	"	"
35	47	LELEIVYTE Rasa	LTU	"	"
36	45	KIRCHMANN Leah	CAN	"	"
37	37	AALERUD Katrine	NOR	3:59:52	+7:07
38	67	NA Ahreum	KOR	4:01:08	+8:23
39	39	DRONOVA Tamara	ROC	"	"
40	17	GIGANTE Sarah	AUS	"	"
41	13	LUDWIG Hannah	GER	"	"
42	21	van de VELDE Julie	BEL	"	"
43	63	KANEKO Hiromi	JPN	"	"
44	5	BASTIANELLI Marta	ITA	4:02:16	+9:31
45	30	WINDER Ruth	USA	"	"
46	35	REUSSER Marlen	SUI	"	"
47	15	BROWN Grace	AUS	"	"
48	8	PALADIN Soraya	ITA	4:08:40	+15:55
	9	JOERGENSEN Emma Cecilie	DEN	DNF	
	19	DEMEY Valerie	BEL	DNF	
	38	BORGLI Stine	NOR	DNF	



## Results

結果 / Résultats

Rank	Race Number	Name	NOC Code	Final Time	Time Behind
	66	CAMPBELL Teniel	TTO	DNF	
	62	CHRISTOFOROU Antri	CYP	DNF	
	61	SUN Jiajun	CHN	DNF	
	53	ESPINOLA SALINAS Agua Marina	PAR	DNF	
	18	SPRATT Amanda	AUS	DNF	
	14	WORRACK Trixi	GER	DNF	
	23	SHACKLEY Anna	GBR	DNF	
	32	OBERHOLZER Carla	RSA	DNF	
	42	KONONENKO Valeriya	UKR	DNF	
	46	MANEEPHAN Jutatip	THA	DNF	
	51	LOOSER Vera	NAM	DNF	
	55	SALAZAR VAZQUEZ Lizbeth Yareli	MEX	DNF	
	58	AMHA Selam	ETH	DNF	
	59	DEBESAY Mosana	ERI	DNF	
	60	VARGAS BARRIENTOS Maria Jose	CRC	DNF	
	65	SOTO CAMPOS Catalina Anais	CHI	DNF	

Average Speed	Race Configuration	Total Race Distance
35.317km/h	Musashinonomori Park (Start) > Kagasaka Pass (96.6km) > Finish (137km)	137.0km

Participants							Weather	Temperature (°C)
Entries / NOCs	Ranked	OTL	DNF	DSQ	DNS	DQB		
67 / 40	48	0	19	0	0	0	Sunny	26

Legend:			
<b>DNF</b>	Did Not Finish	<b>DNS</b>	Did Not Start
<b>DSQ</b>	Disqualified	<b>OTL</b>	Over Time Limit
		<b>DQB</b>	Disqualification for unsportsmanlike behaviour



## Race Analysis

レース分析 / Analyse de la course

### After: Finish

Rank	Race Number	Race Name	NOC Code	Split 1	Finish
1	48	KIESENHOFER Anna	AUT	2:53:08 (1) +0	3:52:45 +0
2	2	van VLEUTEN Annemiek	NED	2:58:07 (4) +4:59	3:54:00 +1:15
3	7	LONGO BORGHINI Elisa	ITA	2:59:04 (35) +5:56	3:54:14 +1:29
4	20	KOPECKY Lotte	BEL	2:59:04 (21) +5:56	3:54:24 +1:39
5	4	VOS Marianne	NED	2:59:04 (45) +5:56	3:54:31 +1:46
6	11	BRENNAUER Lisa	GER	2:59:04 (6) +5:56	3:54:31 "
7	28	RIVERA Coryn	USA	2:59:04 (13) +5:56	3:54:31 "
8	6	CAVALLI Marta	ITA	2:59:04 (15) +5:56	3:54:31 "
9	57	ZABELINSKAYA Olga	UZB	2:59:04 (12) +5:56	3:54:31 "
10	10	LUDWIG Cecilie Uttrup	DEN	2:59:10 (47) +6:02	3:54:31 "
11	22	DEIGNAN Elizabeth	GBR	2:59:04 (10) +5:56	3:54:31 "
12	33	GARCIA CANELLAS Margarita Victo	ESP	2:59:04 (9) +5:56	3:54:31 "
13	31	MOOLMAN-PASIO Ashleigh	RSA	2:59:04 (11) +5:56	3:54:31 "
14	25	NIEWIADOMA Katarzyna	POL	2:59:04 (19) +5:56	3:54:31 "
15	1	van der BREGGEN Anna	NED	2:59:04 (37) +5:56	3:54:31 "
16	43	CANUEL Karol-Ann	CAN	2:59:04 (16) +5:56	3:55:05 +2:20
17	50	AMIALIUSIK Alena	BLR	2:59:04 (7) +5:56	3:55:05 "
18	24	LACH Marta	POL	2:59:04 (42) +5:56	3:55:13 +2:28
19	40	BUJAK Eugenia	SLO	2:59:04 (29) +5:56	3:55:13 "
20	41	MAJERUS Christine	LUX	2:59:04 (25) +5:56	3:55:13 "
21	64	YONAMINE Eri	JPN	2:59:04 (31) +5:56	3:55:13 "
22	49	PATINO BEDOYA Paula Andrea	COL	2:59:04 (33) +5:56	3:55:15 +2:30
23	12	LIPPERT Liane	GER	2:59:04 (8) +5:56	3:55:17 +2:32
24	54	SHAPIRA Omer	ISR	2:53:29 (2) +21	3:55:23 +2:38



## Race Analysis

レース分析 / Analyse de la course

### After: Finish

Rank	Race Number	Name	NOC Code	Split 1	Finish
25	3	VOLLERING Demi	NED	2:59:04 (46) +5:56	3:55:41 +2:56
26	16	CROMWELL Tiffany	AUS	2:59:04 (24) +5:56	3:55:41 "
27	26	PLICHTA Anna	POL	2:53:49 (3) +41	3:55:58 +3:13
28	34	SANTESTEBAN GONZALEZ Ane	ESP	2:59:04 (17) +5:56	3:56:04 +3:19
29	29	THOMAS Leah	USA	2:59:04 (5) +5:56	3:56:07 +3:22
30	36	LABOUS Juliette	FRA	2:59:04 (14) +5:56	3:56:07 "
31	27	DYGERT Chloe	USA	2:59:04 (36) +5:56	3:58:51 +6:06
32	44	JACKSON Alison	CAN	2:59:04 (34) +5:56	3:59:47 +7:02
33	52	NEUMANOVA Tereza	CZE	2:59:04 (32) +5:56	3:59:47 "
34	56	SIERRA CANADILLA Arlenis	CUB	2:59:04 (20) +5:56	3:59:47 "
35	47	LELEIVYTE Rasa	LTU	2:59:04 (23) +5:56	3:59:47 "
36	45	KIRCHMANN Leah	CAN	2:59:04 (38) +5:56	3:59:47 "
37	37	AALERUD Katrine	NOR	2:59:04 (40) +5:56	3:59:52 +7:07
38	67	NA Ahreum	KOR	2:59:04 (30) +5:56	4:01:08 +8:23
39	39	DRONOVA Tamara	ROC	2:59:04 (18) +5:56	4:01:08 "
40	17	GIGANTE Sarah	AUS	2:59:04 (41) +5:56	4:01:08 "
41	13	LUDWIG Hannah	GER	2:59:04 (28) +5:56	4:01:08 "
42	21	van de VELDE Julie	BEL	2:59:04 (39) +5:56	4:01:08 "
43	63	KANEKO Hiromi	JPN	2:59:04 (27) +5:56	4:01:08 "
44	5	BASTIANELLI Marta	ITA	2:59:04 (26) +5:56	4:02:16 +9:31
45	30	WINDER Ruth	USA	2:59:04 (22) +5:56	4:02:16 "
46	35	REUSSER Marlen	SUI	2:59:04 (43) +5:56	4:02:16 "
47	15	BROWN Grace	AUS	2:59:04 (44) +5:56	4:02:16 "
48	8	PALADIN Soraya	ITA	3:00:01 (49) +6:53	4:08:40 +15:55



## Race Analysis

レース分析 / Analyse de la course

### After: Finish

Rank	Race Number	Race Name	NOC Code	Split 1	Finish
	9	JOERGENSEN Emma Cecilie	DEN	2:59:10 (48) +6:02	DNF
	19	DEMEY Valerie	BEL	3:05:41 (50) +12:33	DNF
	38	BORGLI Stine	NOR	3:06:31 (51) +13:23	DNF
	66	CAMPBELL Teniel	TTO	3:06:55 (52) +13:47	DNF
	62	CHRISTOFOROU Antri	CYP	3:07:12 (53) +14:04	DNF
	61	SUN Jiajun	CHN	3:07:19 (54) +14:11	DNF
	53	ESPINOLA SALINAS Agua Marina	PAR	3:07:38 (55) +14:30	DNF
	18	SPRATT Amanda	AUS	3:07:52 (56) +14:44	DNF
	14	WORRACK Trixi	GER		DNF
	23	SHACKLEY Anna	GBR		DNF
	32	OBERHOLZER Carla	RSA		DNF
	42	KONONENKO Valeriya	UKR		DNF
	46	MANEEPHAN Jutatip	THA		DNF
	51	LOOSER Vera	NAM		DNF
	55	SALAZAR VAZQUEZ Lizbeth Yareli	MEX		DNF
	58	AMHA Selam	ETH		DNF
	59	DEBESAY Mosana	ERI		DNF
	60	VARGAS BARRIENTOS Maria Jose	CRC		DNF
	65	SOTO CAMPOS Catalina Anais	CHI		DNF

Timing Point	Ptp Start 1	Ptp Finish 1
Race Distance	96.6km	137.0km

#### Note:

Intermediate (lap) times are information recorded from transponders. Final time used for ranking at the end of the race is determined with photo-finish for ALL riders.

#### Legend:

DNF Did Not Finish      PTP Point-To-Point



## Race Facts

レース情報 / Faits de la course

### After 137.0 km

When	Facts	Riders involved	NOC Code
Start	67 riders representing 40 nations.		
Start	Neutralized start at 1PM		
Start	Official start at 1.21PM		
135,6km to go	Immediate attacks in the peloton		
134,7km to go	Five riders in the lead	32 OBERHOLZER Carla 48 KIESENHOFER Anna 51 LOOSER Vera 26 PLICHTA Anna 54 SHAPIRA Omer	RSA AUT NAM POL ISR
133,8km to go	One chaser at 25sec, the peloton at 40sec	58 AMHA Selam	ETH
131,5km to go	2 Chasers at 50sec, the peloton at 1min10	58 AMHA Selam 59 DEBESAY Mosana	ETH ERI
130km to go	2 chasers at 1min15, the pack at 2min05	58 AMHA Selam 59 DEBESAY Mosana	ETH ERI
129,5km to go	Feeding has been allowed from the start on till the last 10km of the race		
128,5km to go	No reaction in the peloton		
126km to go	Gap between the breakaway and the two chasers : 1min55, the pack at 2min40		
124,5km to go	Update gap between the 5 riders in the lead and the two chasers : 2min05, the pack at 3min		
122,5km to go	A lot of feeding happening at the back of the peloton, current temperature 33°C.		
120,5km to go	New gaps : between the 5 riders breakaway and the chasers : 2min50, the peloton at 4min15		
119km to go	Acceleration in the peloton, a German rider insisting		
117km to go	Update gaps : the two chasers at 3min25, the peloton follows at 3min55		
115,7km to go	Two chasers follow at 3min55, the pack at 4min55		
113,5km to go	Current gaps : between the 5 riders breakaway and the two chasing riders : 4min50, the peloton at 5min30		
111,5km to go	The gaps keep increasing : two chasers at 5min15, the pack at 6min, the peloton is not insisting at all		
107km to go	Two chasers at 6min15, the peloton at 6min55		
106km to go	New gaps : two chasers at 7min, the peloton at 7min25		
103km to go	2 riders catch up with the chasers,	53 ESPINOLA SALINAS Agua Marina 65 SOTO CAMPOS Catalina Anais	PAR CHI





## Race Facts

レース情報 / Faits de la course

When	Facts	Riders involved	NOC Code
102,8km to go	dropped from the chasing group	58 AMHA Selam 59 DEBESAY Mosana	ETH ERI
102,km to go	Two chasers	53 ESPINOLA SALINAS Agua Marina 65 SOTO CAMPOS Catalina Anais	PAR CHI
100km to go	2 chasers at 7min25, nr 59 at 8min15, nr 58 at 9min05 and the peloton at 10min05		
97,4km to go	Back in the peloton and dropped immediately by the pack	58 AMHA Selam	ETH
96,4km to go	dropped from the breakway, now 4 riders in the lead, the peloton at 10min30	51 LOOSER Vera	NAM
93km to go	2 chasers at 7min20, the Netherlands in front of the peloton making the pace, peloton at 9min40		
89,5km to go	DNF	58 AMHA Selam 59 DEBESAY Mosana	ETH ERI
88km to go	Dropped from the breakaway, 3 remain in the lead of the race	32 OBERHOLZER Carla	RSA
87km to go	2min behind the breakaway	51 LOOSER Vera	NAM
87km to go	Two chasers at 7min45	53 ESPINOLA SALINAS Agua Marina 65 SOTO CAMPOS Catalina Anais	PAR CHI
85,8km to go	The peloton again at 10min15 behind the 3 riders breakaway		
84,8km to go	1min20 behind the breakaway	32 OBERHOLZER Carla	RSA
84,4km to go	At 3min20, peloton at 10min25	51 LOOSER Vera	NAM
82km to go	Current gap 8min15, peloton at 10min15	53 ESPINOLA SALINAS Agua Marina 65 SOTO CAMPOS Catalina Anais	PAR CHI
78km to go	Current gap 9min, the peloton at 9min30	53 ESPINOLA SALINAS Agua Marina 65 SOTO CAMPOS Catalina Anais	PAR CHI
74km to go	Two chasers caught back by the peloton	53 ESPINOLA SALINAS Agua Marina 65 SOTO CAMPOS Catalina Anais	PAR CHI
74km to go	Dropped rider at 5min15 from the three riders breakaway	32 OBERHOLZER Carla	RSA
73,5km to go	Dropped rider at 7min25	51 LOOSER Vera	NAM
72,7km to go	Gap between the three riders in front and the pack : 9min15		
67,5km to go	Update gap breakaway peloton : 9min35		
66km to go	Back in the peloton	51 LOOSER Vera	NAM
66km to go	Crash, but both back on their bikes heading to the peloton	2 van VLEUTEN Annemiek 9 JOERGENSEN Emma Cecilie	NED DEN
65km to go	Peloton at 9min30		
63,2km to go	Back in the bunch after the earlier crash	9 JOERGENSEN Emma Cecilie	DEN



## Race Facts

レース情報 / Faits de la course

When	Facts	Riders involved	NOC Code
62,2km to go	Returns to the pack after her crash	2 van VLEUTEN Annemiek	NED
61,6km to go	Back in the peloton	32 OBERHOLZER Carla	RSA
61,5km to go	Attacking from the peloton	3 VOLLERING Demi	NED
60,5km to go	Back in the peloton	3 VOLLERING Demi	NED
58km to go	Gap update breakaway peloton: 8min40		
57km to go	Due to an acceleration in the peloton several riders are dropped at the back of the peloton, approx. 40 riders remain in the peloton		
56km to go	Update gap breakaway peloton 7min45		
54,2km to go	Attacking from the peloton, advantage 20sec	2 van VLEUTEN Annemiek	NED
52km to go	Gap increases to 35 sec	2 van VLEUTEN Annemiek	NED
51km to go	Approx 20 riders remain in the peloton		
50km to go	40 sec between Van Vleuten and the peloton		
46,5km to go	Gap Van Vleuten peloton remains 40sec		
45km to go	Gap Van Vleuten peloton grows : 50sec		
43,5km to go	Van Vleuten takes 1m20 to the peloton		
42,5km to go	Gap three riders breakaway to the peloton : 6min20		
41,4km to go	dropped from the breakaway, one lone leader : Kiesenhofer	26 PLICHTA Anna 54 SHAPIRA Omer	POL ISR
38,5km to go	Gap lone leader Kiesenhofer Van Vleuten : 4min55		
33km to go	Gap Kiesenhofer Van Vleuten 4min40, peloton at 5min50		
28km to go	Attacking from the peloton	20 KOPECKY Lotte 25 NIEWIADOMA Katarzyna 41 MAJERUS Christine 57 ZABELINSKAYA Olga	BEL POL LUX UZB
25,9km to go	Advantage Kiesenhofer to Van Vleuten 5min10		
25,2km to go	Caught back by the peloton, peloton splits up in several parts	2 van VLEUTEN Annemiek	NED
24,2km to go	Counter attack caught by the peloton	20 KOPECKY Lotte 25 NIEWIADOMA Katarzyna 41 MAJERUS Christine 57 ZABELINSKAYA Olga	BEL POL LUX UZB
23,5km to go	Dropped earlier now at 1min25 from Kiesenhofer	26 PLICHTA Anna 54 SHAPIRA Omer	POL ISR
22km to go	Peloton together again, approx 30 riders		



## Race Facts

レース情報 / Faits de la course

When	Facts	Riders involved	NOC Code
19,3km to	Gap Kiesenhofer two chasers 1min55		
17,2km to go	Attacks from the peloton, at 4min05, peloton at 4min25	36 LABOUS Juliette	FRA
12km to go	Kiesenhofer two first chasers : 2min20		
11,5km to go	peloton at 4min	36 LABOUS Juliette	FRA
10km to go	Gap Kiesenhofer two first chasers 2min30		
9,5km to go	At 3min45, peloton at 3min55, the Netherlands leading the peloton	36 LABOUS Juliette	FRA
6,3km to go	4 riders of the Netherlands in front of the peloton and chasing hard		
5km to go	Two chasers at 2min55	26 PLICHTA Anna 54 SHAPIRA Omer	POL ISR
5km to go	caught back by the peloton	36 LABOUS Juliette	FRA
4,5km to go	Caught by the peloton	26 PLICHTA Anna 54 SHAPIRA Omer	POL ISR
1km to go	Attacking from the peloton	2 van VLEUTEN Annemiek 7 LONGO BORGHINI Elisa	NED ITA



## Sport Communication

スポーツコミュニケーション / Communication sportive

Item: 2

### Team Car Order

#### Summary:

During Olympic Games, the order of the nations' vehicles is determined based on the Olympic qualification ranking (Art. 2.3.024).

#### Details:

Team Car	NOC
1	NED
2	ITA
3	GER
4	USA
5	AUS
6	BEL
7	CAN
8	POL
9	DEN
10	ESP
11	GBR
12	NOR
13	RSA
14	JPN

Team Car	NOC
15	LUX (+ LTU)
16	FRA (+ KOR)
17	CUB (+ THA)
18	COL (+ MEX)
19	SUI (+ UZB)
20	SLO (+ ETH)
21	AUT (+ BLR)
22	ROC (+ ISR)
23	CZE (+ UKR)
24	ERI (+ CRC)
25	CHN (+ TTO)
26	CHI (+ PAR)
27	CYP (+ NAM)

For grouped NOC's, the first NOC listed must use their vehicle and share space with the other NOC's they are grouped with.

Issued by: UCI Technical Delegate  
 Time: 17:00  
 Date: 15 JUL 2021



---

**Sport Communication**  
スポーツコミュニケーション / Communication sportive

**Item: 8**

**Commissaires' Panel Decision**

The UCI carried out 74 bike checks during today's women's road race (67 at the start and 7 at the finish). All the bikes that were tested complied with the UCI Regulations.

Issued by: UCI Commissaires' Panel  
Time: 18:00  
Date: 25 JUL 2021



**Sport Communication**  
スポーツコミュニケーション / Communication sportive

Item: 9

**Commissaires' Panel Decision**

**Summary:**

Fines

**Details:**

**Art. 2.12.007-4.11**

Irregular feeding.

Fine of CHF 200,- to:

- Athlete Nr 27, DYGERT Chloe (USA), UCI ID: 100 109 716 90

Fine of CHF 200,- to the USA Team Manager:

- PIERCE Jeffrey, UCI ID: 100 633 907 93

**Art. 2.12.007-8.6**

Unseemly or inappropriate behavior (urinating in public).

Fine of CHF 300,- to the following athletes:

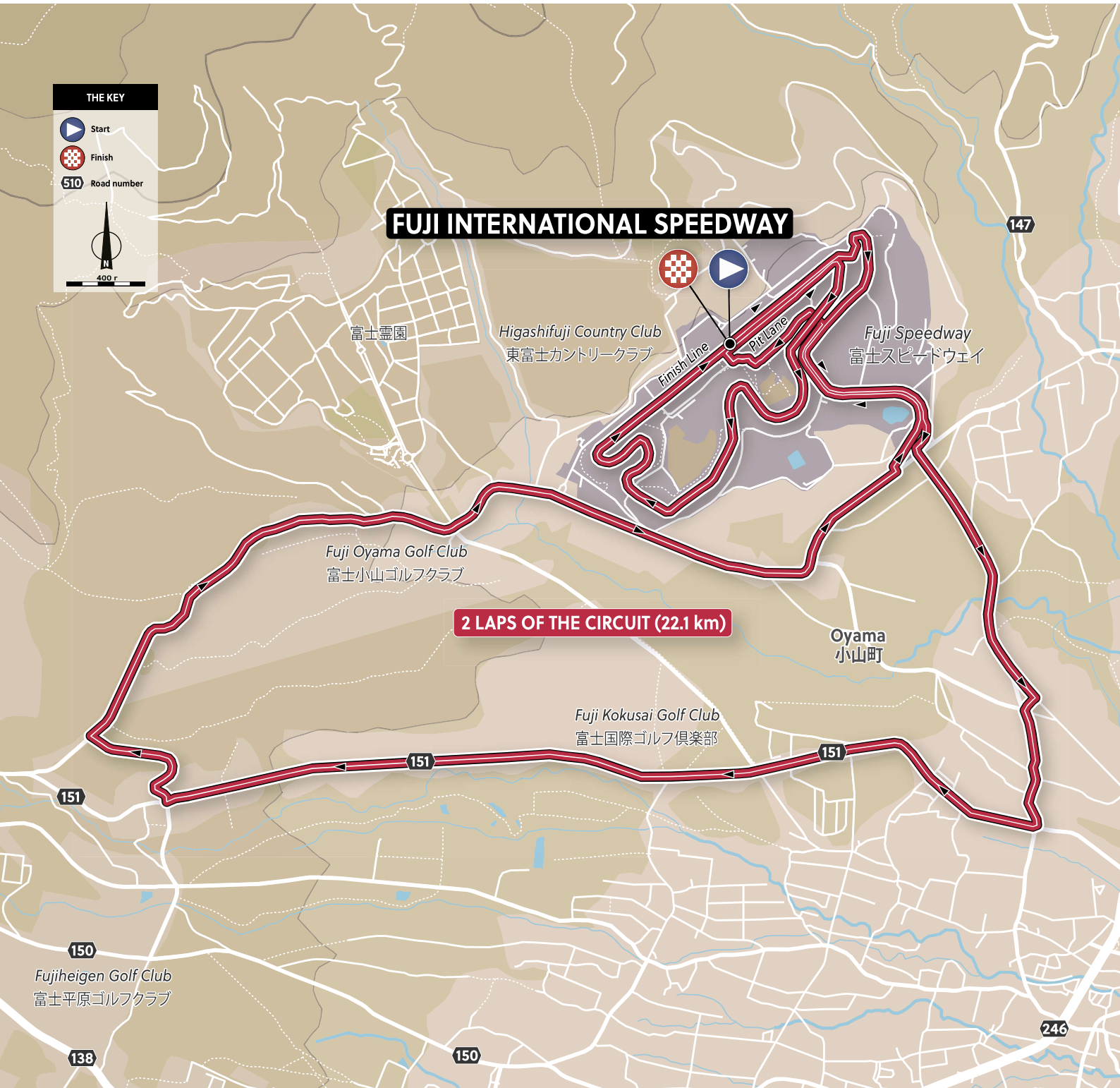
- Athlete Nr 2, VAN VLEUTEN Annemiek (NED), UCI ID: 100 060 655 14
- Athlete Nr 4, VOSS Marianne (NED), UCI ID: 100 031 144 88
- Athlete Nr 25, NIEWIADOMA Katarzyna (POL), UCI ID: 100 086 824 90

Issued by: UCI Commissaires' Panel  
Time: 18:30  
Date: 25 JUL 2021

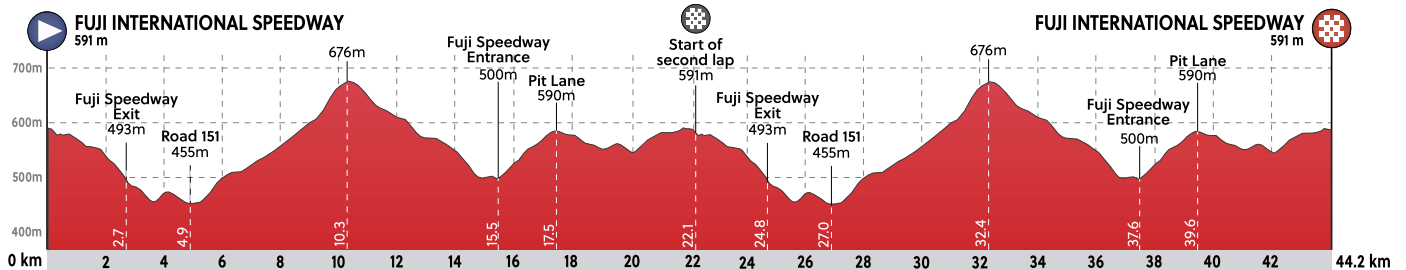


Olympic Games Tokyo 2020

# Cycling Road - Time Trial Men



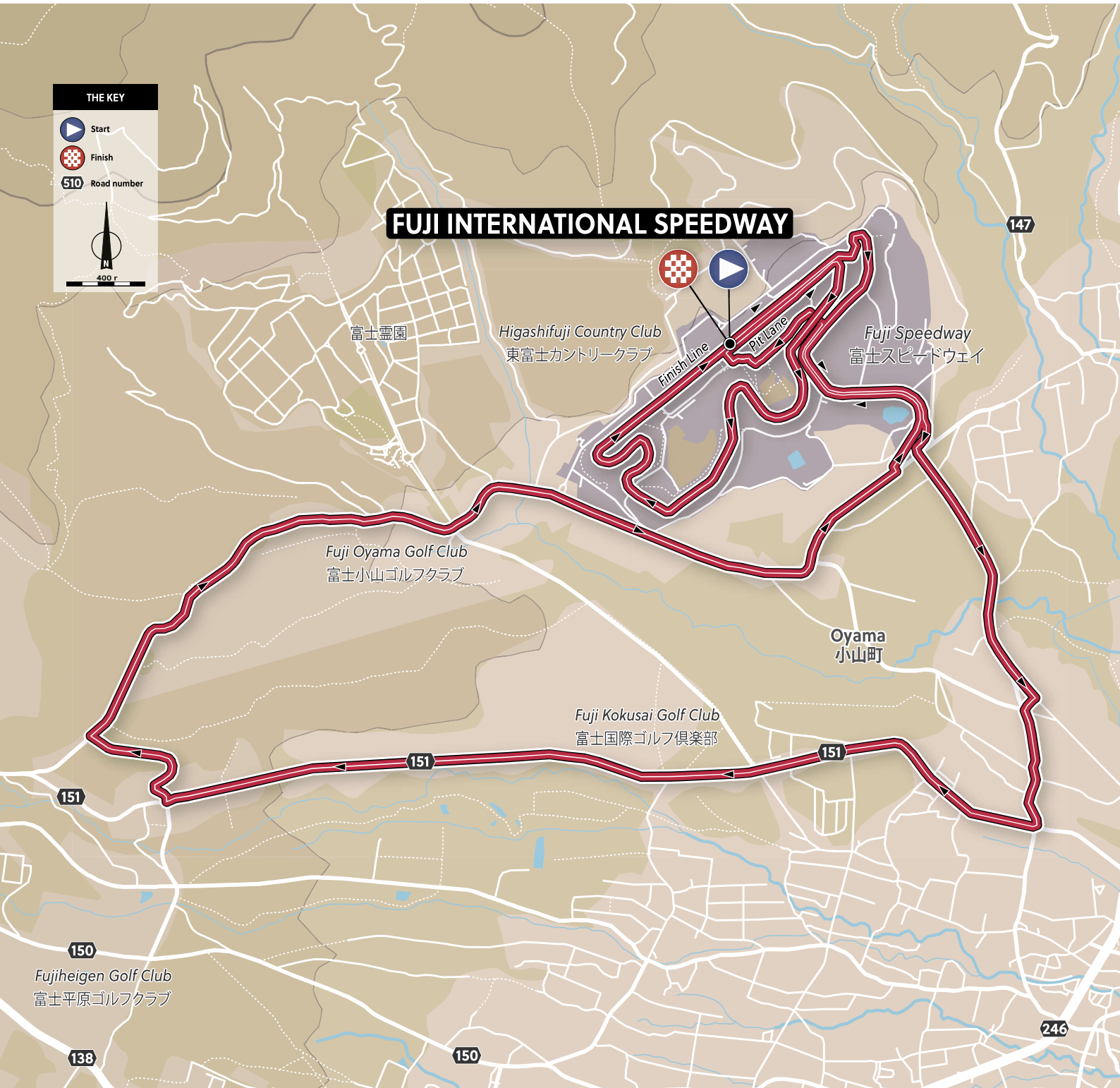
Time Trial circuit profile



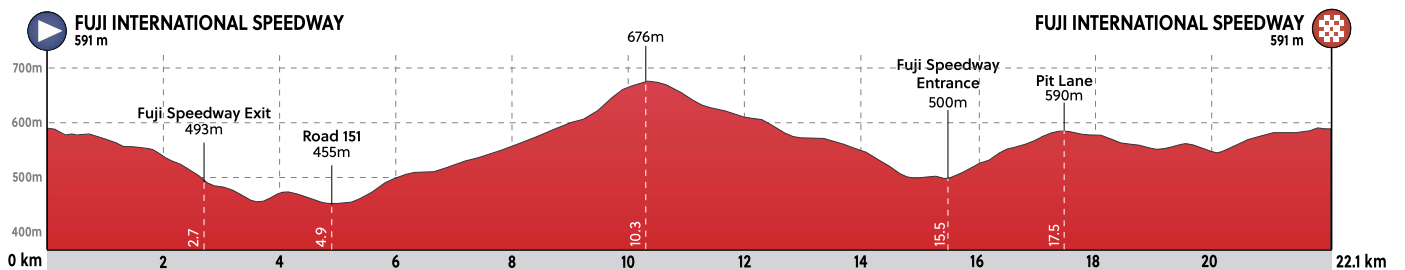


Olympic Games Tokyo 2020

# Cycling Road - Time Trial Women



### Time Trial circuit profile







## Start List

スタートリスト / Liste de départ

Start Time	Race Number	Name	NOC Code	Date of Birth	Time
11:30:00	25	ALI ZADA Masomah	EOR	11 MAR 1996	
11:31:30	24	van de VELDE Julie	BEL	2 JUN 1993	
11:33:00	23	SHACKLEY Anna	GBR	17 MAY 2001	
11:34:30	22	CANUEL Karol-Ann	CAN	18 APR 1988	
11:36:00	21	YONAMINE Eri	JPN	25 APR 1991	
11:37:30	20	GIGANTE Sarah	AUS	6 OCT 2000	
11:39:00	19	SHAPIRA Omer	ISR	9 SEP 1994	
11:40:30	18	AALERUD Katrine	NOR	4 DEC 1994	
11:42:00	17	MAJERUS Christine	LUX	25 FEB 1987	
11:43:30	16	GARCIA CANELLAS Margarita Victo	ESP	2 JAN 1984	
11:45:00	15	KIRCHMANN Leah	CAN	30 JUN 1990	
11:46:30	14	KLEIN Lisa	GER	15 JUL 1996	
11:48:00	13	LABOUS Juliette	FRA	4 NOV 1998	
11:49:30	12	AMIALIUSIK Alena	BLR	6 FEB 1989	
11:51:00	11	PLICHTA Anna	POL	10 FEB 1992	
11:52:30	10	MOOLMAN-PASIO Ashleigh	RSA	9 DEC 1985	
11:54:00	9	LONGO BORGHINI Elisa	ITA	10 DEC 1991	
11:55:30	8	JOERGENSEN Emma Cecilie	DEN	26 JUL 1999	
11:57:00	7	NEBEN Amber	USA	18 FEB 1975	
11:58:30	6	van VLEUTEN Annemiek	NED	8 OCT 1982	
12:00:00	5	BROWN Grace	AUS	7 JUL 1992	
12:01:30	4	BRENNAUER Lisa	GER	8 JUN 1988	
12:03:00	3	REUSSER Marlen	SUI	20 SEP 1991	
12:04:30	2	DYGERT Chloe	USA	1 JAN 1997	
12:06:00	1	van der BREGGEN Anna	NED	18 APR 1990	

Entries / NOCs	Race Configuration	Total Race Distance
25 / 20	1 lap x 22.1km Intermediate Timing Points: 9.7km, 15.0km	22.1km



## Results

結果 / Résultats

Rank	Race Number	Name	NOC Code	Split 1 at 9.7km	Split 2 at 15.0km	Final Time	Time Behind	Average Speed
1	6	van VLEUTEN Annemiek	NED	14:24.58 (1)	20:06.11 (1) 5:41.53 (1)	<b>30:13.49 (1)</b> 10:07.38 (1)	+0.00	43.871
2	3	REUSSER Marlen	SUI	14:52.57 (4)	20:48.56 (5) 5:55.99 (6)	<b>31:09.96 (2)</b> 10:21.40 (2)	+56.47	42.546
3	1	van der BREGGEN Anna	NED	14:43.53 (3)	20:35.43 (3) 5:51.90 (3)	<b>31:15.12 (3)</b> 10:39.69 (3)	+1:01.63	42.429
4	5	BROWN Grace	AUS	14:30.87 (2)	20:34.12 (2) 6:03.25 (9)	<b>31:22.22 (4)</b> 10:48.10 (5)	+1:08.73	42.269
5	7	NEBEN Amber	USA	14:52.85 (5)	20:46.44 (4) 5:53.59 (4)	<b>31:26.13 (5)</b> 10:39.69 (3)	+1:12.64	42.182
6	4	BRENNAUER Lisa	GER	15:15.21 (7)	21:15.27 (6) 6:00.06 (8)	<b>32:10.71 (6)</b> 10:55.44 (6)	+1:57.22	41.208
7	2	DYGERT Chloe	USA	15:16.40 (8)	21:16.00 (7) 5:59.60 (7)	<b>32:29.89 (7)</b> 11:13.89 (12)	+2:16.40	40.802
8	10	MOOLMAN-PASIO Ashleigh	RSA	15:13.50 (6)	21:35.67 (8) 6:22.17(17)	<b>32:37.60 (8)</b> 11:01.93 (8)	+2:24.11	40.642
9	13	LABOUS Juliette	FRA	15:28.81 (9)	21:38.87 (9) 6:10.06(12)	<b>32:42.14 (9)</b> 11:03.27 (9)	+2:28.65	40.548
10	9	LONGO BORGHINI Elisa	ITA	15:32.50(12)	21:41.87(10) 6:09.37(11)	<b>33:00.89 (10)</b> 11:19.02 (15)	+2:47.40	40.164
11	20	GIGANTE Sarah	AUS	15:43.10(15)	21:51.07(13) 6:07.97(10)	<b>33:01.60 (11)</b> 11:10.53 (10)	+2:48.11	40.149
12	15	KIRCHMANN Leah	CAN	15:32.12(10)	21:45.16(11) 6:13.04(13)	<b>33:01.64 (12)</b> 11:16.48 (14)	+2:48.15	40.149
13	14	KLEIN Lisa	GER	16:11.35(18)	22:02.37(14) 5:51.02 (2)	<b>33:01.97 (13)</b> 10:59.60 (7)	+2:48.48	40.142
14	22	CANUEL Karol-Ann	CAN	15:32.14(11)	21:46.01(12) 6:13.87(14)	<b>33:07.97 (14)</b> 11:21.96 (16)	+2:54.48	40.021
15	19	SHAPIRA Omer	ISR	15:34.94(13)	22:03.06(15) 6:28.12(22)	<b>33:15.84 (15)</b> 11:12.78 (11)	+3:02.35	39.863
16	12	AMIALIUSIK Alena	BLR	15:42.29(14)	22:05.10(16) 6:22.81(18)	<b>33:21.41 (16)</b> 11:16.31 (13)	+3:07.92	39.752
17	8	JOERGENSEN Emma Cecilie	DEN	16:18.51(21)	22:13.64(17) 5:55.13 (5)	<b>33:50.18 (17)</b> 11:36.54 (17)	+3:36.69	39.189
18	23	SHACKLEY Anna	GBR	15:55.28(16)	22:21.65(18) 6:26.37(20)	<b>34:13.60 (18)</b> 11:51.95 (20)	+4:00.11	38.742
19	24	van de VELDE Julie	BEL	16:21.06(22)	22:37.62(21) 6:16.56(15)	<b>34:23.49 (19)</b> 11:45.87 (19)	+4:10.00	38.556
20	18	AALERUD Katrine	NOR	16:10.81(17)	22:36.52(20) 6:25.71(19)	<b>34:33.38 (20)</b> 11:56.86 (22)	+4:19.89	38.372
21	17	MAJERUS Christine	LUX	16:13.96(19)	22:35.45(19) 6:21.49(16)	<b>34:34.13 (21)</b> 11:58.68 (23)	+4:20.64	38.358
22	21	YONAMINE Eri	JPN	16:22.78(23)	22:55.72(24) 6:32.94(24)	<b>34:34.97 (22)</b> 11:39.25 (18)	+4:21.48	38.343
23	16	GARCIA CANELLAS Margarita Victo	ESP	16:16.19(20)	22:43.82(22) 6:27.63(21)	<b>34:39.96 (23)</b> 11:56.14 (21)	+4:26.47	38.251
24	11	PLICHTA Anna	POL	16:25.92(24)	22:55.58(23) 6:29.66(23)	<b>34:56.95 (24)</b> 12:01.37 (24)	+4:43.46	37.941
25	25	ALI ZADA Masomah	EOR	21:10.40(25)	29:06.05(25) 7:55.65(25)	<b>44:04.31 (25)</b> 14:58.26 (25)	+13:50.8 2	30.087



## Results

結果 / Résultats

Rank	Race Number	Name	NOC Code	Split 1 at 9.7km	Split 2 at 15.0km	Final Time	Time Behind	Average Speed
------	-------------	------	----------	---------------------	----------------------	------------	-------------	---------------

Average Speed	Race Configuration	Total Race Distance
43.871km/h	1 lap x 22.1km Intermediate Timing Points: 9.7km, 15.0km	22.1km

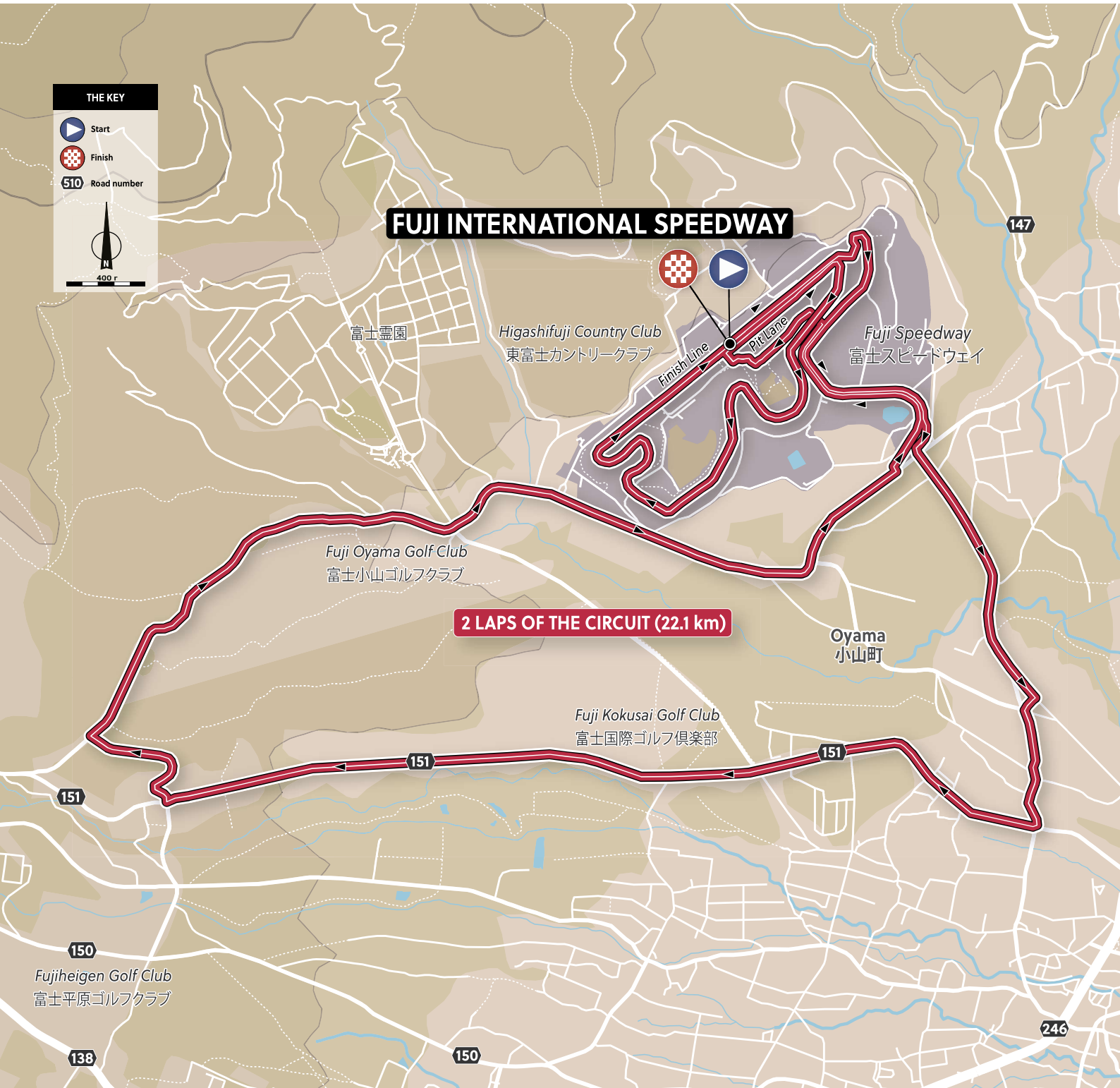
Entries / NOCs	Ranked	Participants				Weather	Temperature (°C)
		DNF	DSQ	DNS	DQB		
25 / 20	25	0	0	0	0	Partly cloudy	26

Legend:	
<b>DNF</b> Did Not Finish	<b>DNS</b> Did Not Start
<b>DSQ</b> Disqualified	<b>DQB</b> Disqualification for unsportsmanlike behaviour

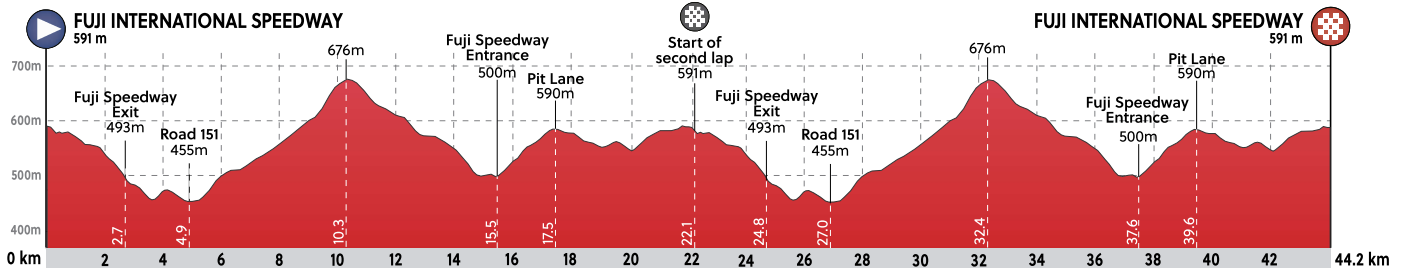


Olympic Games Tokyo 2020

# Cycling Road - Time Trial Men



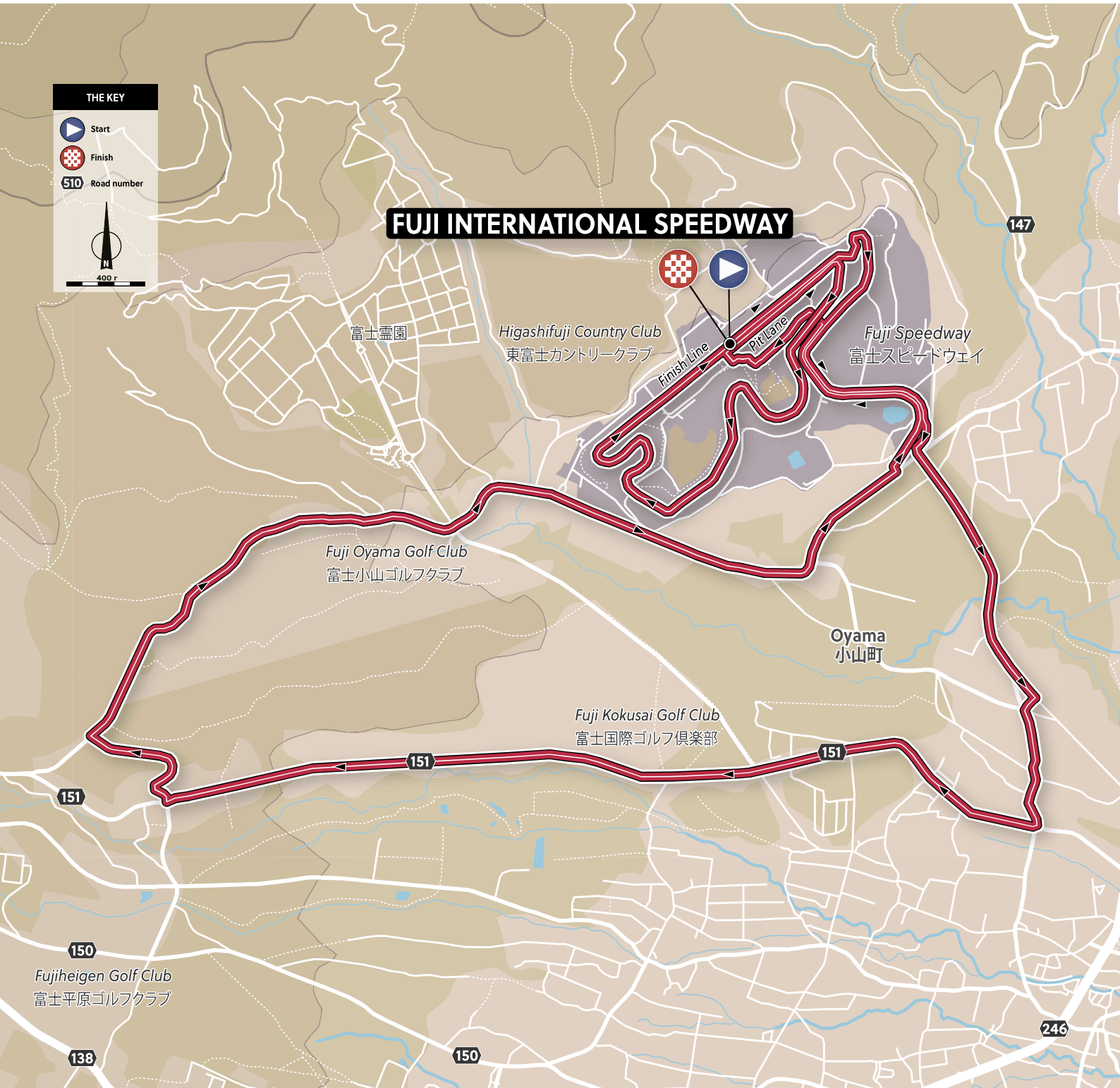
Time Trial circuit profile



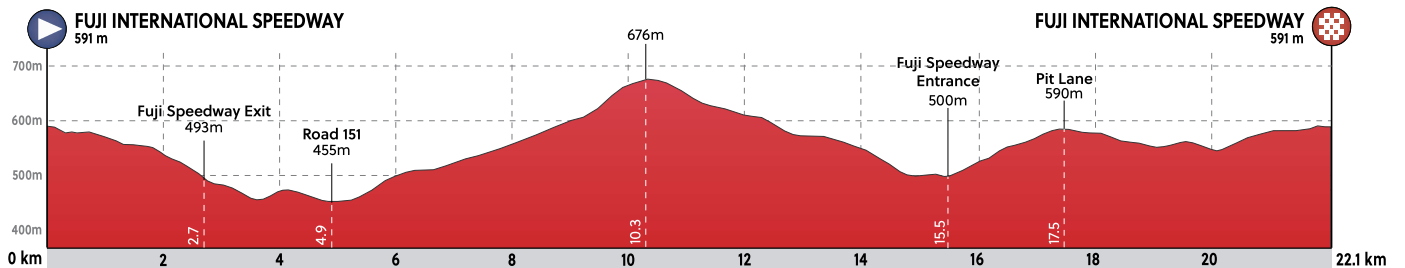


Olympic Games Tokyo 2020

# Cycling Road - Time Trial Women



### Time Trial circuit profile





## Start List

スタートリスト / Liste de départ

Group	Start Time	Race Number	Name	NOC Code	Date of Birth	Time	
1	14:00:00	39	WAIS Ahmad Badreddin	EOR	15 JAN 1991	_____	
	14:01:30	38	SAFARZADEH Saeid	IRI	21 SEP 1985	_____	
	14:03:00	37	LAGAB Azzedine	ALG	18 SEP 1986	_____	
	14:04:30	36	GHEBREIGZABHIER Amanuel	ERI	17 AUG 1994	_____	
	14:06:00	35	ARNDT Nikias	GER	18 NOV 1991	_____	
	14:07:30	34	de BOD Stefan	RSA	17 NOV 1996	_____	
	14:09:00	33	HOULE Hugo	CAN	27 SEP 1990	_____	
	14:10:30	32	KANGERT Tanel	EST	11 MAR 1987	_____	
	14:12:00	31	ROCHE Nicolas	IRL	3 JUL 1984	_____	
	14:13:30	30	KUKRLE Michael	CZE	17 NOV 1994	_____	
	14:15:00	29	BENNETT George	NZL	7 APR 1990	_____	
	14:16:30	28	CRADDOCK Lawson	USA	20 FEB 1992	_____	
	14:18:00	27	OLIVEIRA Nelson	POR	6 MAR 1989	_____	
	2	14:56:00	26	GEOGHEGAN HART Tao	GBR	30 MAR 1995	_____
		14:57:30	25	PORTE Richie	AUS	30 JAN 1985	_____
14:59:00		24	EVENEPOEL Remco	BEL	25 JAN 2000	_____	
15:00:30		23	BETTIOL Alberto	ITA	29 OCT 1993	_____	
15:02:00		22	KUBIS Lukas	SVK	31 JAN 2000	_____	
15:03:30		21	SKUJINS Toms	LAT	15 JUN 1991	_____	
15:05:00		20	KONRAD Patrick	AUT	13 OCT 1991	_____	
15:06:30		19	URAN Rigoberto	COL	26 JAN 1987	_____	
15:08:00		18	LUTSENKO Alexey	KAZ	7 SEP 1992	_____	
15:09:30		17	IZAGIRRE INSAUSTI Jon	ESP	4 FEB 1989	_____	
15:11:00		16	BODNAR Maciej	POL	7 MAR 1985	_____	
15:12:30		15	VLASOV Aleksandr	ROC	23 APR 1996	_____	
15:14:00		14	SCHACHMANN Maximilian	GER	9 JAN 1994	_____	
3	15:52:00	13	FOSS Tobias S.	NOR	25 MAY 1997	_____	
	15:53:30	12	BEVIN Patrick	NZL	15 FEB 1991	_____	
	15:55:00	11	McNULTY Brandon	USA	2 APR 1998	_____	
	15:56:30	10	DUMOULIN Tom	NED	11 NOV 1990	_____	
	15:58:00	9	ALMEIDA Joao	POR	5 AUG 1998	_____	
	15:59:30	8	ASGREEN Kasper	DEN	8 FEB 1995	_____	
	16:01:00	7	ROGLIC Primoz	SLO	29 OCT 1989	_____	
	16:02:30	6	THOMAS Geraint	GBR	25 MAY 1986	_____	
	16:04:00	5	DENNIS Rohan	AUS	28 MAY 1990	_____	
	16:05:30	4	CAVAGNA Remi	FRA	10 AUG 1995	_____	
	16:07:00	3	KUENG Stefan	SUI	16 NOV 1993	_____	
	16:08:30	2	van AERT Wout	BEL	15 SEP 1994	_____	
	16:10:00	1	GANNA Filippo	ITA	25 JUL 1996	_____	

Entries / NOCs	Race Configuration	Total Race Distance
39 / 31	2 lap x 22.1km Intermediate Timing Points: 9.7km, 15.0km, 22.1.0km, 31.8km, 37.1km	44.2km



## Results

結果 / Résultats

Rank	Race Number	Name	NOC Code	Split 1 at 9.7km	Split 2 at 15.0km	Split 3 at 22.1km	Split 4 at 31.8km	Split 5 at 37.1km	Final Time	Time Behind	Average Speed
1	7	ROGLIC Primoz	SLO	12:56.96 (2)	18:15.26 (1)	27:29.93 (1)	40:43.22 (1)	45:59.95 (1)	<b>55:04.19 (1)</b>	+0.00	48.157
2	10	DUMOULIN Tom	NED	12:59.63 (3)	18:20.91 (5)	27:38.32 (2)	41:14.78 (3)	46:42.29 (2)	<b>56:05.58 (2)</b>	+1:01.39	47.279
3	5	DENNIS Rohan	AUS	13:04.13 (5)	18:24.52 (6)	27:39.14 (4)	41:14.16 (2)	46:49.79 (5)	<b>56:08.09 (3)</b>	+1:03.90	47.243
4	3	KUENG Stefan	SUI	13:06.30 (7)	18:20.01 (4)	27:45.52 (6)	41:28.62 (5)	46:46.03 (4)	<b>56:08.49 (4)</b>	+1:04.30	47.238
5	1	GANNA Filippo	ITA	12:56.37 (1)	18:18.69 (3)	27:38.62 (3)	41:15.49 (4)	46:44.34 (3)	<b>56:09.93 (5)</b>	+1:05.74	47.218
6	2	van AERT Wout	BEL	13:01.12 (4)	18:15.30 (2)	27:40.21 (5)	41:50.04 (6)	47:16.00 (6)	<b>56:44.72 (6)</b>	+1:40.53	46.735
7	8	ASGREEN Kasper	DEN	13:17.55 (9)	18:40.00 (8)	28:15.48 (8)	42:07.36 (7)	47:25.80 (7)	<b>56:52.21 (7)</b>	+1:48.02	46.633
8	19	URAN Rigoberto	COL	13:36.33(18)	19:02.40(17)	28:30.26(13)	42:14.17 (9)	47:46.52 (8)	<b>57:18.69 (8)</b>	+2:14.50	46.273
9	24	EVENEPOEL Remco	BEL	13:26.47(14)	18:45.15(10)	28:29.77(12)	42:34.53(10)	47:53.85(10)	<b>57:21.27 (9)</b>	+2:17.08	46.239
10	12	BEVIN Patrick	NZL	13:19.64(11)	18:49.30(13)	28:19.13 (9)	42:12.03 (8)	47:46.81 (9)	<b>57:24.29 (10)</b>	+2:20.10	46.198
11	23	BETTIOL Alberto	ITA	13:15.24 (8)	19:02.00(16)	28:46.69(17)	42:44.53(12)	48:19.63(14)	<b>57:38.06 (11)</b>	+2:33.87	46.014
12	6	THOMAS Geraint	GBR	13:23.83(13)	18:48.42(12)	28:25.62(11)	42:47.13(14)	48:21.40(15)	<b>57:46.61 (12)</b>	+2:42.42	45.901
13	33	HOULE Hugo	CAN	13:20.44(12)	18:40.85 (9)	28:25.58(10)	42:46.11(13)	48:13.89(11)	<b>57:56.46 (13)</b>	+2:52.27	45.771
14	34	de BOD Stefan	RSA	13:33.68(17)	18:57.48(14)	28:42.75(15)	42:53.99(15)	48:19.11(13)	<b>57:57.10 (14)</b>	+2:52.91	45.762
15	14	SCHACHMANN Maximilian	GER	13:31.53(16)	19:00.25(15)	28:44.91(16)	43:01.55(16)	48:35.71(16)	<b>58:33.82 (15)</b>	+3:29.63	45.284
16	9	ALMEIDA Joao	POR	13:43.93(21)	19:20.87(21)	29:00.98(19)	43:06.23(18)	48:48.37(17)	<b>58:33.97 (16)</b>	+3:29.78	45.282
17	4	CAVAGNA Remi	FRA	13:04.71 (6)	18:27.56 (7)	28:03.09 (7)	42:39.56(11)	48:18.76(12)	<b>58:39.06 (17)</b>	+3:34.87	45.217
18	16	BODNAR Maciej	POL	13:51.90(24)	19:18.32(20)	29:04.72(21)	43:21.65(19)	48:54.96(19)	<b>58:47.10 (18)</b>	+3:42.91	45.114
19	35	ARNDT Nikias	GER	13:40.68(19)	19:04.81(19)	29:00.97(18)	43:30.14(21)	48:57.76(21)	<b>58:49.39 (19)</b>	+3:45.20	45.084
20	15	VLASOV Aleksandr	ROC	13:18.01(10)	18:45.69(11)	28:35.91(14)	43:02.95(17)	48:52.22(18)	<b>58:55.40 (20)</b>	+3:51.21	45.008
21	27	OLIVEIRA Nelson	POR	13:56.18(25)	19:23.80(23)	29:11.26(23)	43:26.05(20)	48:57.38(20)	<b>58:59.22 (21)</b>	+3:55.03	44.959
22	32	KANGERT Tanel	EST	13:57.90(26)	19:24.57(24)	29:10.59(22)	43:31.64(22)	49:14.35(22)	<b>59:05.25 (22)</b>	+4:01.06	44.883
23	13	FOSS Tobias S.	NOR	13:47.65(22)	19:21.16(22)	29:17.44(24)	44:06.82(24)	49:49.65(24)	<b>59:51.68 (23)</b>	+4:47.49	44.302
24	11	McNULTY Brandon	USA	13:28.23(15)	19:04.80(18)	29:01.94(20)	43:51.67(23)	49:40.49(23)	<b>59:57.73 (24)</b>	+4:53.54	44.228
25	29	BENNETT George	NZL	14:05.46(30)	19:47.53(31)	29:58.88(28)	44:40.28(25)	50:21.82(25)	<b>1:00:28.39 (25)</b>	+5:24.20	43.854
26	30	KUKRLE Michael	CZE	14:05.81(32)	19:48.77(32)	29:58.09(27)	44:42.74(26)	50:30.02(26)	<b>1:00:41.55 (26)</b>	+5:37.36	43.696
27	25	PORTE Richie	AUS	14:00.56(29)	19:46.61(30)	29:55.59(25)	44:48.66(27)	50:41.94(27)	<b>1:00:53.67 (27)</b>	+5:49.48	43.551
28	31	ROCHE Nicolas	IRL	14:07.53(33)	19:46.19(29)	30:12.23(32)	45:16.16(28)	51:03.71(28)	<b>1:01:23.13 (28)</b>	+6:18.94	43.202



## Results

結果 / Résultats

Rank	Race Number	Name	NOC Code	Split 1 at 9.7km	Split 2 at 15.0km	Split 3 at 22.1km	Split 4 at 31.8km	Split 5 at 37.1km	Final Time	Time Behind	Average Speed
29	26	GEOGHEGAN HART Tao	GBR	13:59.31(27)	19:42.06(27)	30:10.16(29)	45:25.45(29)	51:17.79(29)	<b>1:01:44.81 (29)</b>	+6:40.62	42.950
30	21	SKUJINS Toms	LAT	14:11.80(35)	19:51.19(35)	30:10.72(30)	45:37.98(30)	51:29.01(30)	<b>1:02:04.93 (30)</b>	+7:00.74	42.718
31	20	KONRAD Patrick	AUT	14:05.68(31)	19:50.03(33)	30:19.64(34)	45:40.73(31)	51:37.86(31)	<b>1:02:05.08 (31)</b>	+7:00.89	42.716
32	18	LUTSENKO Alexey	KAZ	13:47.67(23)	19:40.67(26)	30:15.37(33)	45:49.70(33)	51:45.22(32)	<b>1:02:21.67 (32)</b>	+7:17.48	42.526
33	36	GHEBREIGZABHIER Amanuel	ERI	14:09.56(34)	19:51.08(34)	30:12.03(31)	45:49.00(32)	51:53.62(33)	<b>1:03:22.80 (33)</b>	+8:18.61	41.843
34	28	CRADDOCK Lawson	USA	14:00.14(28)	19:43.87(28)	29:56.64(26)	46:11.61(34)	52:17.01(34)	<b>1:03:52.99 (34)</b>	+8:48.80	41.513
35	38	SAFARZADEH Saeid	IRI	15:01.09(36)	21:01.01(36)	32:09.27(36)	48:06.80(36)	54:19.85(36)	<b>1:05:14.62 (35)</b>	+10:10.4 3	40.648
36	37	LAGAB Azzedine	ALG	15:01.63(37)	21:04.05(37)	31:57.97(35)	47:40.51(35)	53:42.57(35)	<b>1:05:21.53 (36)</b>	+10:17.3 4	40.576
37	22	KUBIS Lukas	SVK	15:14.51(38)	21:04.49(38)	32:21.89(37)	49:09.16(37)	55:10.26(37)	<b>1:06:25.20 (37)</b>	+11:21.0 1	39.928
38	39	WAIS Ahmad Badreddin	EOR	16:18.22(39)	22:25.36(39)	33:55.83(38)	50:50.70(38)	57:10.44(38)	<b>1:08:40.46 (38)</b>	+13:36.2 7	38.617
	17	IZAGIRRE INSAUSTI Jon	ESP	13:42.12(20)	19:39.24(25)	5:57.12(36)			<b>DNF</b>		

Average Speed	Race Configuration	Total Race Distance
48.157km/h	2 lap x 22.1km Intermediate Timing Points: 9.7km, 15.0km, 22.1.0km, 31.8km, 37.1km	44.2km

Participants						Weather	Temperature (°C)
Entries / NOCs	Ranked	DNF	DSQ	DNS	DQB		
39 / 31	38	1	0	0	0	Overcast	25

Legend:	
<b>DNF</b>	Did Not Finish
<b>DSQ</b>	Disqualified
<b>DNS</b>	Did Not Start
<b>DQB</b>	Disqualification for unsportsmanlike behaviour





## Sport Communication

スポーツコミュニケーション / Communication sportive

Item: 3

### GPS Tracking Devices for the Road Races

#### Summary:

Each rider will be issued one GPS tracker for the road races, which must be fixed under the saddle (no transponder on the fork / frame).

#### Details:

##### Before races

GPS tracking device supports will be issued for each rider during Rider Confirmation.

Grey fake trackers are provided to test the installation on bikes – trackers must “slide” from bottom or top in the support. Please check it! 😊

In case the saddle support does not fit on every saddle, please contact Omega Timekeepers at the start line container.

##### Race days

The GPS Tracking device will be provided 90 to 45 minutes before the start of the races. Teams must collect the trackers in the box #13 and clip them into the support. Bib numbers will be indicated on the devices.

Slide / clip the tracker on the saddle support – the rounded side (GPS antenna inside) should face the sky. The rounded side should not face the bottom or the side – bad signal reception and bad tracking!

## Sport Communication

スポーツコミュニケーション / Communication sportive



saddle support



GPS tracker



### After races

Teams have to bring back the devices directly after the finish at the box #13 (also DNF and DNS riders). Trackers from the Men Race will be used for the Women Race and need to be loaded during the night! Please be kind to return all of them quickly. 😊  
 Also return the supports and the fake trackers (after the second race).

All unreturned GPS tracker will be invoiced 500 CHF!

Thank you for your help, Omega Timekeepers

Issued by: UCI Race Secretary  
 Time: 13:00  
 Date: 22 JUL 2021



## Sport Communication

スポーツコミュニケーション / Communication sportive

Item: 4

### Feeding Zones for the Road Races

#### Summary:

Three feeding zones will be available for each of the men's road race and women's road race.

#### Details:

##### Men's road race:

Feed Zone A: Asahigaoka @ 94km and 208km

Feed Zone B: Yeti Ski Pass @ 136km

Feed Zone C: Pit Lane Fuji International Speedway @ 167km and 185km

##### Women's road race:

Feed Zone A: Doshi Village hall @ 66km

Feed Zone B: Asahigaoka @ 94km

Feed Zone C: Pit Lane Fuji international Speedway @ 114km

Neutral Service vehicles will be equipped with water bottles for riders.

In addition, two dedicated motorbikes will be providing water bottles to riders throughout the race.

#### Feeding – Logistics

Tokyo 2020 are providing shuttles from the road race start and to each of the feed zones, for team staff. A convoy of team vehicles will depart from the start 30 minutes before the start of each race and travel along the field of play, to feed zone A, for each race.

As the race passes feed zone A these vehicles can join the race convoy behind the broom wagon and make their way to Fuji Speedway (provided they have been through the start venue at MUP), or remain in position for the second men's feed, as they prefer. For the men it will mean that they are then in place to service the riders as they pass through feed zone C (167km).

There are strict protocols enforced by Police outside of the race convoy operation and the feed zone convoy operation. Normally, we recognise teams can move more independently along the course. However, here it means that once road closures are in place it is not possible for vehicles to move between feed zones outside of the race convoy.

Road closures commence in most parts of the course from 75-90 mins before the race passage, and then confirmed with 60 mins to go.

Feeding from the roadside, by team staff, outside of the designated feed zones is permitted, provided it is after 30km and not less than the final 20km.

Wristbands, distributed as part of the NOC team packs, should be worn by team staff, along with accreditation, operating from the designated feed zones.



## Sport Communication

スポーツコミュニケーション / Communication sportive

Issued by: UCI Technical Delegate  
Time: 13:00  
Date: 22 JUL 2021



## Sport Communication

スポーツコミュニケーション / Communication sportive

Item: 5

### General Information

#### Summary:

Race manual, confirmation of starters and team leader's meeting

#### Details:

#### Race manual

The race manual can be found on the UCI Website on the [Tokyo 2020 Olympic Games – Official document](#) page :

[Tokyo 2020 - Road Cycling - Race manual](#)

There is a hard copy of the manual available for each NOC and distributed in the dedicated pigeonholes located in Crystal room 8 – Sports Information desk.

#### Confirmation of starters and Team Leader's meeting

- Confirmation of starters for road races will take place on Friday 23 July from 10:00am to midday in Crystal Room C – Technical Officials' work area.
- Team leaders' meeting will take place on Friday 23 July at 01:00pm in Crystal Room 1 – Technical Officials' meeting room (drivers' room)

Both of these rooms are located at the Fuji International Speedway on the first floor of the main building facing Team car parking.

For both of these operations, the number of people is limited to 1 NOC representative for Men's Road Race and 1 NOC representative for Women's Road Race. ]

Issued by: UCI Race Secretary  
Time: 15:00  
Date: 22 JUL 2021



---

**Sport Communication**  
スポーツコミュニケーション / Communication sportive

**Item: 6**

**Feeding in the Individual Time Trial**

Feeding in the Individual Time Trial will be allowed in accordance with article 2.4.021 from the pit lane of Fuji Speedway only.

Staff supplying the riders must wear team's clothing and stand in the blue line on the side of the road.

Issued by: UCI Technical Delegate  
Time: 15:00  
Date: 22 JUL 2021



## Sport Communication

スポーツコミュニケーション / Communication sportive

Item: 10

### Individual Time Trial - General Information

#### Summary:

Feed Zones, Second Following Vehicles, Intermediate Timing Points

#### Details:

#### Feed zones

As a reminder, feeding in the Individual Time Trial will be allowed in accordance with article 2.4.021 from the pit lane of Fuji Speedway. An additional section for feeding is authorised on the short climb that brings you through the team parking area before the pitlane section. Staff supplying the riders must wear their team's clothing and stand on the righthand side of the road.

#### Second following vehicles

Nations with 2 riders in one or both the men's and women's event, will be provided with a second vehicle. The second vehicle can be picked up at Fuji International Speedway - Pit 8 - on Wednesday 28 July from 9:00am.

#### Intermediate Timing Points

<b>Men's Individual Time Trial</b>	2 laps x 22.1km			
<b>Description</b>	<b>Km from start</b>	<b>Km to finish</b>	<b>Split Point</b>	
Fuji Speedway (start)	0	44.2		
Shibanta climb	9.7	34.5	1	
Omika	15	29.2	2	
Fuji Speedway (finish passage 1)	22.1	22.1	3	
Shibanta climb	31.8	12.4	4	
Omika	37.1	7.1	5	
Fuji Speedway (finish)	44.2	0		
<b>Women's Individual Time Trial</b>	1 lap x 22.1km			
<b>Description</b>	<b>Km from start</b>	<b>Km to finish</b>	<b>Split Point</b>	
Fuji Speedway (start)	0	22.1		
Shibanta climb	9.7	12.4	1	
Omika	15	7.1	2	
Fuji Speedway (finish)	22.1	0		

Issued by: UCI Technical Delegate  
Time: 16:45  
Date: 26 JUL 2021



## Sport Communication

スポーツコミュニケーション / Communication sportive

Item: 11

### Individual Time Trial Bike Pre-check

#### Summary:

The Commissaires' Panel indicates that pre-checks of bikes will be organized from in the start area, in the order indicated in this communication. The final control of each bike will take place 15' before the start of each rider, also in the start area.

#### Details:

Mr. Bruno Valcic has been appointed as the Technical Commissaire for the time trial bike controls. Mechanics of two Nations were designated during the registration of the teams in order to confirm the conformity of the Jig prior to the controls. These two Nations are: ITALY and NETHERLANDS and mechanics are required to be at the start area at 9:50 am. In addition, cyclists of 190 cm tall and taller wishing to advance their extensions beyond 80 cm (with a maximum of 85 cm) must present themselves during the pre-checks if their name is not already registered in the official list of riders 190cm tall or taller.

Women's Individual Time Trial		Men's Individual Time Trial	
Time	Team	Time	Team
10:00	EOR	12:20	EOR
10:03	BEL	12:23	IRI
10:06	GBR	12:26	ALG
10:09	CAN	12:29	ERI
10:12	JPN	12:32	GER
10:15	AUS	12:35	RSA
10:18	ISR	12:38	CAN
10:21	NOR	12:41	EST
10:24	LUX	12:44	IRL
10:27	ESP	12:47	CZE
10:30	GER	12:50	NZL
10:33	FRA	12:53	USA
10:36	BLR	12:56	POR
10:39	POL	12:59	GBR
10:42	RSA	13:02	AUS
10:45	ITA	13:05	BEL
10:48	DEN	13:08	ITA
10:51	USA	13:11	SVK
10:54	NED	13:14	LAT
10:57	SUI	13:17	AUT
		13:20	COL
<b>11:30</b>	<b>START</b>	13:23	KAZ
		13:26	ESP
		13:29	POL
		13:32	ROC
		13:35	NOR
		13:38	NED
		13:41	DEN
		13:44	SLO
		13:47	FRA
		13:50	SUI
		<b>14:00</b>	<b>START</b>





---

**Sport Communication**  
スポーツコミュニケーション / Communication sportive

Issued by: UCI Commissaires' Panel  
Time: 11:00  
Date: 27 JUL 2021



**Sport Communication**  
スポーツコミュニケーション / Communication sportive

Item: 12

**Commissaires' Panel Decision**

**Summary:**

Individual Time Trial: Bike Checks and Fines

**Details:**

**Bike Checks**

The UCI carried out bike checks during today's individual time trial.

- Women's ITT: 25 at the start, 5 at the finish
- Men's ITT: 39 at the start, 5 at the finish

All the bikes that were tested complied with the UCI Regulations.

**Art. 2.12.007-8.1**

Failing to respect the instructions of the commissaires

Fine of CHF 200,- to:

- Athlete Nr 5, DENNIS Rohan (AUS), UCI ID: 100 058 891 93

Issued by: UCI Commissaires' Panel  
Time: 18:00  
Date: 28 JUL 2021



## Medal Standings

メダル獲得数 / Tableau des médailles

As of WED 28 JUL 2021 at 17:26

Rank	NOC	Men				Women				Total				Rank by Total
		G	S	B	Tot.	G	S	B	Tot.	G	S	B	Tot.	
1	NED - Netherlands		1		1	1	1	1	3	1	2	1	4	1
2	SLO - Slovenia	1		1	2					1		1	2	2
3	AUT - Austria					1			1	1			1	=3
3	ECU - Ecuador	1			1					1			1	=3
5	BEL - Belgium		1		1						1		1	=3
5	SUI - Switzerland						1		1		1		1	=3
7	AUS - Australia			1	1							1	1	=3
7	ITA - Italy							1	1			1	1	=3
	<b>Total:</b>	<b>2</b>	<b>2</b>	<b>2</b>	<b>6</b>	<b>2</b>	<b>2</b>	<b>2</b>	<b>6</b>	<b>4</b>	<b>4</b>	<b>4</b>	<b>12</b>	

**Note:**

Rank by Total is calculated by the total number of gold, silver and bronze medals.

**Legend:**

= Equal sign indicates that two or more NOCs share the same rank by total  
G Gold S Silver

B Bronze  
Tot. Total



## Cycling Multi-Medallists at these Games

これらの大会での自転車競技の複数メダル獲得者

Multimédaillé(e)s lors de ces jeux - cyclisme

As of WED 28 JUL 2021 at 12:52

Rank	Name	NOC Code	Discipline	Event	Medals	
					Type	Total
1	van VLEUTEN Annemiek	NED	Cycling Road	Women's Individual Time Trial	GOLD	2
			Cycling Road	Women's Road Race	SILVER	

