



UCI WOMEN'S CONTINENTAL TEAM

UCI WOMEN'S CONTINENTAL TEAM VISUAL GUIDELINES

UCI Women's Continental Team logo	2
Monochrome logo	3
Incorrect usage of logo	4
Our colours	5
Placement on Jerseys	6
Download Links	7

UCI Women's Continental Team Fixed Identity Elements

UCI Women's Continental Team logo

The logo for the UCI Women's Continental Team consists of a 3 dimensional ribbon which is suggestive of a globe. Each segment features a colour from the rainbow bands which represent a continent.

Clearspace
To ensure maximum stand out we should always position our logo in a clear area (clearspace). The clearspace of the Swirl is defined as half the height and half the width.

Full Mark
We also have a more formal mark. This features a simplified version of the UCI logo in which the rainbow bands are removed due to them being featured in the Swirl. A black box opposite holds the UCI Women's Continental Team logotype.

Clearspace
Again to ensure maximum stand out we should always position our logo in a clear area (clearspace). The clearspace of the Full mark is defined as the width of the 'U'.

UCI Women's Continental Team Swirl



Clearspace



UCI Women's Continental Team Logo



Clearspace



UCI Women's Continental Team Fixed Identity Elements

Monochrome logo

In instances where colour is not available we have provided monochrome versions of our logos.

If printing in black and white these logos should be used instead of the full colour versions.

UCI Women's Continental Team Logo - Monochrome black



UCI Women's Continental Team Logo - Monochrome white



Clearspace



Clearspace




UCI Women's Continental Team Fixed Identity Elements

Incorrect usage of logo

Here are examples of how not to use our logo. The rules should be followed at all times.

- 1. Do not stretch or compress the width or height of the logo.
- 2. Do not rotate the logo.
- 3. Do not move or change the relationship between any elements within the logo.
- 4. Do not recolour any element of the logo.
- 5. Do not replace the letters with another typeface.

1.



2.



3.



4.







5.



UCI Women's Continental Team Fixed Identity Elements

Our colours

We have slightly updated our colour palette. Full specifications are indicated opposite. Please ensure that for each application the correct colour profile is used e.g. RGB values for screen-based communications.

Black	UCI Women's Light Blue	UCI Women's Orange	UCI Women's Raspberry
			
RGB 0 0 0	RGB 66 149 208	RGB 242 140 0	RGB 199 1 127
CMYK 20 0 0 100	CMYK 70 25 5 0	CMYK 0 50 100 0	CMYK 35 100 0 0
PANTONE® Black 6	PANTONE® 7688	PANTONE® 1495	PANTONE® 234
RAL 9011	RAL -	RAL -	RAL -
PANTONE® COTTON 19-4007 TCX	PANTONE® COTTON -	PANTONE® COTTON -	PANTONE® COTTON -

UCI Women's Continental Team Fixed Identity Elements

Placement on jerseys

Placement of the UCI Women's Continental Team logo should make it as visible as possible. In order to maintain consistency across teams we have specified areas on the jersey where the logo can be placed.

Minimum size and clearspace rules should be followed at all times.

Areas where the UCI Women's Continental Team logo may be placed are shown here highlighted in red.



UCI Women’s Continental Team Fixed Identity Elements

Download Links

In this section we have added links to all the assets. This makes it easy to download only the assets you require and that they are always available.

Applications

Pantones are specially mixed inks and are only used in certain print projects.

CMYK is the most common form of printing and will be used for the majority of print applications.

Monochromes are used for serigraphy, embroidery, etc.

Links

Each link will take you to a folder containing .ai .eps .pdf & .jpg (or.png) versions of the logos.

[Click Here for Pantone](#)

[Click Here for CMYK](#)

[Click Here for Monochrome](#)

[Click Here for Web](#)